

SH-8ESC58A9LB1S - Coupler connector



1621543

<https://www.phoenixcontact.com/us/products/1621543>

Please be informed that the data shown in this PDF document is generated from our online catalog. Please find the complete data in the user documentation. Our general terms of use for downloads are valid.



M23, Coupler connector, series: SH, straight long, shielded: yes, for standard and SPEEDCON interlock, No. of pos.: 4+4+4+PE / 3+N+PE, Direction of rotation: Standard, contact connection type: Socket, Crimp connection, cable diameter range: 15 mm ... 18 mm, coding: N, Alternative product in accordance with RoHS II without Exemption 6c (Pb < 0.1 %) item no.: 1244439

Your advantages

- Transmission of signals, data, and power in just a single connector
- CAT5 data interface for up to 100 Mbps
- Safe use in the field, thanks to high degree of protection
- Consistent EMC protection for reliable connection solutions in the industrial environment

Commercial data

| | |
|--------------------------------------|--------------------------------|
| Item number | 1621543 |
| Packing unit | 1 pc |
| Minimum order quantity | 1 pc |
| Note | Made to order (non-returnable) |
| Sales key | AB33 |
| Product key | ABRCDG |
| Catalog page | Page 119 (C-2-2019) |
| GTIN | 4046356936910 |
| Weight per piece (including packing) | 116.6 g |
| Weight per piece (excluding packing) | 109 g |
| Customs tariff number | 85366990 |
| Country of origin | DE |

SH-8ESC58A9LB1S - Coupler connector



1621543

<https://www.phoenixcontact.com/us/products/1621543>

Technical data

Notes

| | |
|--------------------|---|
| Order information: | Crimp contacts, 4x Ø 0.8 mm, 4x Ø 1 mm, 5x Ø 2 mm, order separately |
|--------------------|---|

Safety note

| | |
|---|--|
| Safety note | <p>WARNING: The connectors may not be plugged in or disconnected under load. Ignoring the warning or improper use may damage persons and/or property.</p> |
| | <ul style="list-style-type: none">• WARNING: Commission properly functioning products only. The products must be regularly inspected for damage. Decommission defective products immediately. Replace damaged products. Repairs are not possible. |
| | <ul style="list-style-type: none">• WARNING: Only electrically qualified personnel may install and operate the product. They must observe the following safety notes. The qualified personnel must be familiar with the basics of electrical engineering. They must be able to recognize and prevent danger. The relevant symbol on the packaging indicates that only personnel familiar with electrical engineering are allowed to install and operate the product. |
| | <ul style="list-style-type: none">• The products are suitable for applications in plant, controller, and electrical device engineering. |
| | <ul style="list-style-type: none">• When operating the connectors in outdoor applications, they must be separately protected against environmental influences. |
| | <ul style="list-style-type: none">• Assembled products may not be manipulated or improperly opened. |
| | <ul style="list-style-type: none">• Only use mating connectors that are specified in the technical data of the standards listed (e.g. the ones listed in the product accessories online at phoenixcontact.com/products). |
| | <ul style="list-style-type: none">• When using the product in direct connection with third-party manufacturers, the user is responsible. |
| | <ul style="list-style-type: none">• For operating voltages > 50 V AC, conductive connector housings must be grounded |
| | <ul style="list-style-type: none">• Ensure that the protective or functional ground has been properly connected. |
| | <ul style="list-style-type: none">• VDE 0100/1.97 § 411.1.3.2 and DIN EN 60 204/11.98 § 14.1.3 are applicable when combining several circuits in a cable and/or connector |
| | <ul style="list-style-type: none">• Only use tools recommended by Phoenix Contact |
| | <ul style="list-style-type: none">• The installation notes/Design In documents online on the download page at phoenixcontact.com/products must be observed for this product. |
| | <ul style="list-style-type: none">• Operate the connector only when it is fully plugged in and interlocked. |
| <ul style="list-style-type: none">• Ensure that when laying the cable, the tensile load on the connectors does not exceed the upper limit specified in the standards. | |
| <ul style="list-style-type: none">• Observe the minimum bending radius of the cable. Lay the cable without twisting it. | |
| <ul style="list-style-type: none">• The connector warms up in normal operation. Depending on the ambient conditions, the surface of the connector can continue to | |

SH-8ESC58A9LB1S - Coupler connector



1621543

<https://www.phoenixcontact.com/us/products/1621543>

warm up. In this case, the user is responsible for posting warnings (e.g. DIN EN ISO 13732-1:2008-12).

Product properties

| | |
|--------------|---------------------------------|
| Product type | Circular connector (cable-side) |
| Application | Hybrid |

Data management status

| | |
|------------------|----|
| Article revision | 11 |
|------------------|----|

Mechanical properties

Mechanical data

| | |
|-----------------------------|-----|
| Insertion/withdrawal cycles | 100 |
|-----------------------------|-----|

Connector

Connection 1

| | |
|-------------|--------|
| Head design | Socket |
|-------------|--------|

Insulating body

| | |
|---|--|
| Note | Order information: Crimp contacts, 4x Ø 0.8 mm, 4x Ø 1 mm, 5x Ø 2 mm, order separately |
| Protection against electric shock | IEC 61984 and VDE 0623 |
| Data rate | 100 Mbps |
| Coding | N |
| Insulation body material | PA 6.6 |
| Insertion/withdrawal cycles | 100 |
| Connection method | Crimp connection |
| Contact switching type | Socket |
| Application | Hybrid |
| Number of positions | 13 |
| Direction of rotation | Standard |
| Connection profile | 4+4+4+PE / 3+N+PE |
| Contact diameter Power contacts | 2 mm |
| Litz wire cross-section Power contacts min. | 0.25 mm ² |
| Litz wire cross-section Power contacts max. | 4 mm ² |
| Rated current Power contacts | 30 A |
| Note | for max. connection cross section |
| Rated surge voltage | 6 kV |
| Rated voltage (II/3) power contact | 850 V DC |
| Rated voltage (III/3) power contact | 630 V AC |
| Contact diameter Signal contacts | 1 mm |
| Litz wire cross-section Signal contacts min. | 0.06 mm ² |

SH-8ESC58A9LB1S - Coupler connector



1621543

<https://www.phoenixcontact.com/us/products/1621543>

| | |
|---|-----------------------------------|
| Litz wire cross-section Signal contacts max. | 1 mm ² |
| Nominal current per signal contact | 8 A |
| Note | for max. connection cross section |
| Rated surge voltage | 1.5 kV |
| Rated voltage (III/3) signal contact | 50 V |
| Contact diameter Data contacts | 0.8 mm |
| Litz wire cross-section Data contacts min. | 0.08 mm ² |
| Litz wire cross-section Data contacts max. | 0.5 mm ² |
| Rated current per data contact at 25°C | 3.6 A |
| Note | for max. connection cross section |
| Rated voltage Data contacts | 50 V |
| Rated surge voltage | 1.5 kV |
| Installation height | 2000 m |

Housing

| | |
|-----------------------------------|--|
| Note | The suitability for assembly must be checked when fully assigned with maximum wire cross sections. |
| Housing material | Turned parts: copper zinc alloy (CuZn), die-cast parts: zinc (GD-Zn) |
| Type of locking | for standard and SPEEDCON interlock |
| Pg screw connection | none |
| Degree of protection (plugged in) | IP67 IP68 |
| Thread type | M23 |

Seal

| | |
|-------------------------|-----------------|
| External cable diameter | 15 mm ... 18 mm |
|-------------------------|-----------------|

Environmental and real-life conditions

Ambient conditions

| | |
|--|--|
| Ambient temperature (operation) | -40 °C ... 115 °C (see derating curve) |
| Ambient temperature (storage/transport) | 15 °C ... 25 °C |
| Permissible humidity (storage/transport) | 50 % ... 65 % |

SH-8ESC58A9LB1S - Coupler connector

1621543

<https://www.phoenixcontact.com/us/products/1621543>

Drawings

Schematic diagram



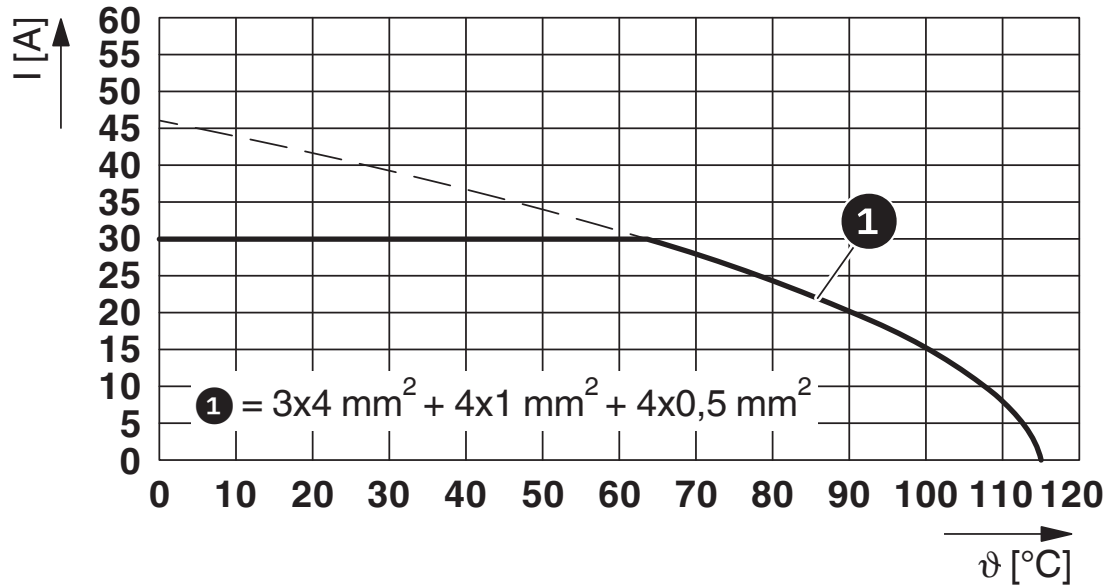
Socket pin assignment, CAT5

SH-8ESC58A9LB1S - Coupler connector

1621543

<https://www.phoenixcontact.com/us/products/1621543>

Diagram



I = current strength, ϑ = ambient temperature, power contacts A-C: 3 x up to 30 A, signal contacts: 4 x 2 A constant, data contacts: 4 x 1 A constant

SH-8ESC58A9LB1S - Coupler connector





1621543

<https://www.phoenixcontact.com/us/products/1621543>

Approvals

To download certificates, visit the product detail page: <https://www.phoenixcontact.com/us/products/1621543>

|  cUL Recognized Approval ID: E153698-20181206 | | | | |
|--|-----------------------|-----------------------|-------------------|-----------------------------|
| | Nominal voltage U_N | Nominal current I_N | Cross section AWG | Cross section mm^2 |
| Power | 600 V | 21.4 A | 12 - 12 | - |
| Control | 50 V | 4 A | 18 - 18 | - |

|  UL Recognized Approval ID: E153698-20181206 | | | | |
|---|-----------------------|-----------------------|-------------------|-----------------------------|
| | Nominal voltage U_N | Nominal current I_N | Cross section AWG | Cross section mm^2 |
| Power | 600 V | 24 A | 12 - 12 | - |
| Control | 50 V | 4 A | 18 - 18 | - |

| cULus Recognized | | | | |
|-------------------------|--|--|--|--|
|-------------------------|--|--|--|--|

SH-8ESC58A9LB1S - Coupler connector



1621543

<https://www.phoenixcontact.com/us/products/1621543>

Classifications

ECLASS

| | |
|-------------|----------|
| ECLASS-11.0 | 27440102 |
| ECLASS-12.0 | 27440116 |
| ECLASS-13.0 | 27440116 |

ETIM

| | |
|----------|----------|
| ETIM 9.0 | EC002635 |
|----------|----------|

UNSPSC

| | |
|-------------|----------|
| UNSPSC 21.0 | 39121400 |
|-------------|----------|

SH-8ESC58A9LB1S - Coupler connector



1621543

<https://www.phoenixcontact.com/us/products/1621543>

Environmental product compliance

EU RoHS

| | |
|---|------|
| Fulfills EU RoHS substance requirements | Yes |
| Exemption | 6(c) |

China RoHS

| | |
|--|---|
| Environment friendly use period (EFUP) | EFUP-50 |
| | An article-related China RoHS declaration table can be found in the download area for the respective article under "Manufacturer declaration". For all articles with EFUP-E, no China RoHS declaration table issued and required. |

EU REACH SVHC

| | |
|-------------------------------------|--------------------------------------|
| REACH candidate substance (CAS No.) | Lead(CAS: 7439-92-1) |
| SCIP | e4df2da8-172e-4eb8-8954-50cc75125b23 |

Phoenix Contact 2024 © - all rights reserved

<https://www.phoenixcontact.com>

Phoenix Contact USA
586 Fulling Mill Road
Middletown, PA 17057, United States
(+717) 944-1300
info@phoenixcon.com