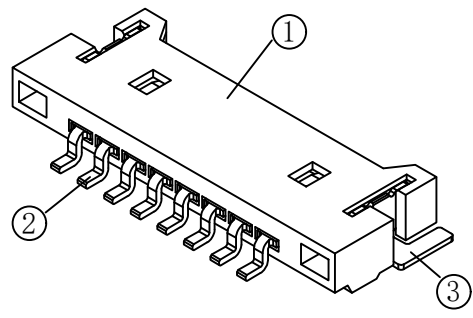
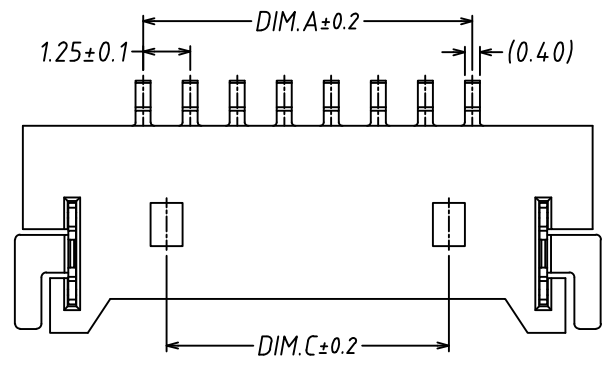
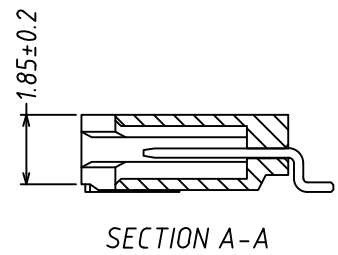
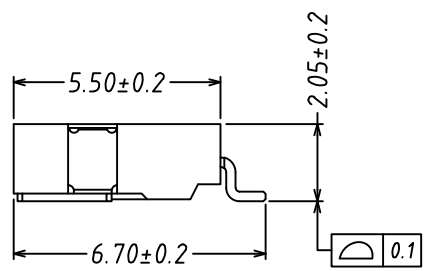
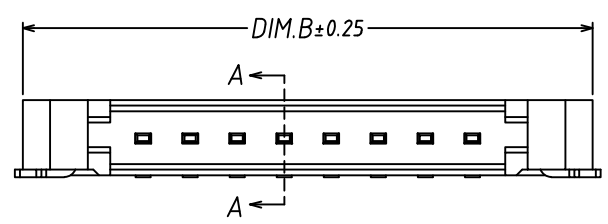


REV.	DESCRIPTION	DATE
A/0	升B版	2016.11.28

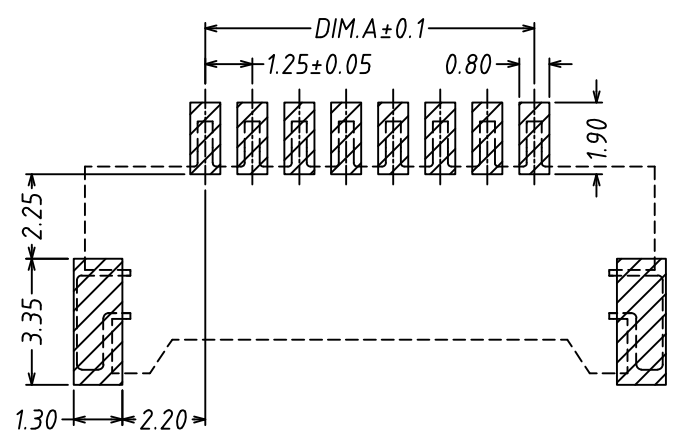


- 技术参数:
- 1、所有材料符合ROHS2.0/REACH/HF要求。
 - 2、额定电流: 1A, AC, DC;
 - 3、额定电压: 125V, AC, DC;
 - 4、温度范围: -25°C~+85°C;
 - 5、接触电阻: ≤0.02Ω;
 - 6、绝缘电阻: ≥100MΩ;
 - 7、耐压: 500V, AC/minute.
 - 8、适用线规: AWG#32 to #28
 - 9、产品料号:

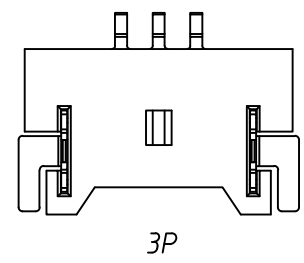
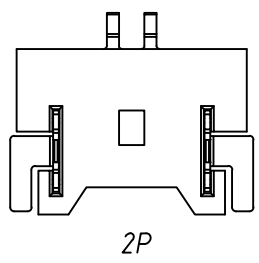
A12502 - n AWB - 03 G8
 孔位
 产品类型
 AWB: 卧贴针座
 电镀
 G8: 端子镀金0.8u"
 胶芯材质
 03: LCP 本色



Circuit	Dimensions (mm)		
	A	B	C
02	1.25	7.65	-
03	2.50	8.90	-
04	3.75	10.15	2.50
05	5.00	11.40	3.75
06	6.25	12.65	5.00
07	7.50	13.90	6.25
08	8.75	15.15	7.50
09	10.00	16.40	8.75
10	11.25	17.65	10.00
11	12.50	18.90	11.25
12	13.75	20.15	12.50
...
20	23.75	30.15	22.50



SUGGESTED PCB LAYOUT
(COMPONENT SIDE)



序号	名称	材料	数量	附注
3	焊片 Fitting Nail	磷青铜 Phosphor Bronze	2	电镀(锡): 整个表面镀底镍30u"MIN, 再镀锡80u".MIN.
2	端子 Contact	磷青铜 Phosphor Bronze	n*1	电镀(金): 整个表面镀底镍30u"MIN, 再镀金0.8u".MIN.
1	基座 Wafer	LCP(UL94V-0)	1	本色

GENERAL TOLERANCES		DRAW. BY 刘焕刚/2024.7.20		浙江深海电子有限公司		
0.X	±0.25	X.°	±3°			CHK. BY 朱江浩/2024.7.20
0.XX	±0.12					APRV. BY 姚 婷/2024.7.20
0.XXX	±0.05	X.X°	±0.5°	DRAWING NO. H12510-00	SHEET 1 OF 1	
UNIT	SIZE	SCALE	DRAWING NO. H12510-00	PROD. NAME SH-1.25-NAWT-CBDJ		
MM	A4	1:1		PART NO. A12502-nAWB-03G8		
				TITLE 1.25mm pitch 90° WAFER-SMT TYPE		

借用登记
旧底图总号
底图总号
签字
日期