

Low Rho 0805L200SL9AR

Surface Mount PPTC Devices

Features

- Size 0.08*0.05 inch /2.0*1.2 mm
- Surface mount resettable fuse
- Fast time-to-trip
- Ultra low internal resistance
- RoHS compliant, lead-free and halogen-free
- Compatible with high temperature solders

Electrical Characteristics (25°C)/电性参数

Part Number	Marking	I _{hold} (A)	I _{trip} (A)	V _{max} (Vdc)	I _{max} (A)	P _d typ. (W)	Time to Trip (Max.)		Resistance	
							Current (A)	Time (Sec)	R min (Ω)	R 1max (Ω)
0805L200SL9AR		2.00	4.00	9.0	50	1.0	8.00	5.0	0.004	0.045

I_{hold} = Hold current: maximum current device will pass without tripping in 25°C still air. 保持电流=在 25°C 静止空气环境中,元件不动作的最大电流。

I_{trip} = Trip current: minimum current at which the device will trip in 25°C still air. 动作电流=在 25°C 静止空气环境中,元件的最小动作电流。

V_{max} = Maximum voltage device can withstand without damage at rated current (I_{max}). 最大电压=元件在额定电流下能承受的最大电压。

I_{max} = Maximum fault current device can withstand without damage at rated voltage (V_{max}). 最大电流=元件在额定电压下能承受的最大电流。

P_d typ. = Typical power dissipated from device when in the tripped state at 25°C still air. 动作功率=在 25°C 静止空气环境中,元件动作状态下的消耗功率。

T_{trip} = Maximum time to trip(s) at assigned current reflow soldering of 260°C for 20 sec. 动作时间=5 倍保持电流下的最大动作时间。

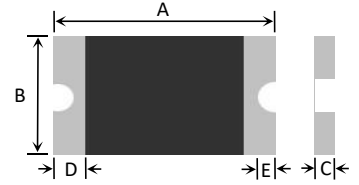
R_{min} = Minimum resistance of device in initial (un-soldered) state. 初始最小电阻=元件焊接前的初始最小阻值。

R_{1max} = Maximum resistance of device at 25°C measured one hour after tripping or reflow soldering of 260°C for 20 sec. 焊后最大电阻=元件焊接 1 小时后的最大阻值。

Caution: Operation beyond the specified rating may result in damage and possible arcing and flame. 注意: 超出指定额定值的操作, 可能会导致损伤并可能产生电弧和火焰。

Product Dimensions(mm)/产品尺寸

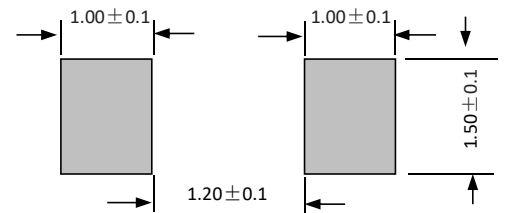
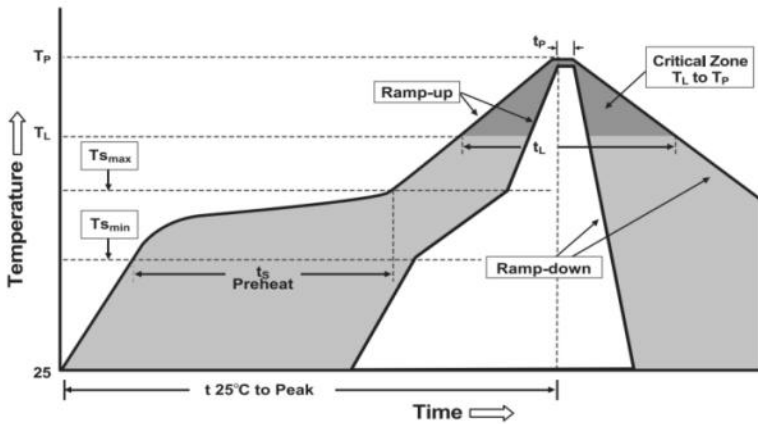
Part Number	Quantity	A		B		C		D	E
		Min	Max	Min	Max	Min	Max	Min	Min
0805L200SL9AR	4000	--	2.50	--	1.80	--	1.0	0.20	0.10



Temperature Derating/不同环境温度下的 I_{hold} 值

Part Number	Ambient operating temperature hold current (I _{hold})							
	-40°C	-20°C	0°C	25°C	40°C	50°C	60°C	70°C
0805L200SL9AR	3.0	2.6	2.2	2.00	1.8	1.4	1.3	1.2

Solder Reflow Recommendations/回流焊建议



Recommended Pad Layout (mm)
建议焊盘布局 (mm)

Part Number System/产品编号

0805 L 200 SL 9 A R

- Tape & Reel/卷盘包装
- Quantity Code/包装数量
- Special Voltage Rating/最大电压
- Low Rho PTC Series/低内阻系列
- Holding Current Rating/保持电流
- LUTE/陆特品牌
- Dimension Code/封装尺寸

Agency Approvals/认证



www.lutefuse.com

Tel: 86-755-28704432

Email: sales@sl-fuse.cn

Specifications are subject to change without notice
Revision 2020