



MICRO EDGE CARD SYSTEMS

0.50 mm, 0.635 mm, 0.80 mm, 1.00 mm, 1.27 mm, 2.00 mm PITCH




FEATURES & BENEFITS

- Up to 56 Gbps PAM4
- PCI Express® 4.0 (MEC5 Series)
- Solutions for (1.60 mm) .062" and (2.36 mm) .093" thick cards
- Choice of pitch: 0.50 mm, 0.635 mm, 0.80 mm, 1.00 mm, 1.27 mm, 2.00 mm
- Vertical, right-angle and edge mount orientations
- Available in surface mount and through-hole



Staggered press-fit tails
(MEC8-VP)



Justification beam ensures
card and body are flush
(MEC5)

KEY SPECIFICATIONS


SERIES	PITCH	TOTAL POSITIONS	INSULATOR MATERIAL	CONTACT MATERIAL	OPERATING TEMP RANGE	CURRENT RATING	VOLTAGE RATING	LEAD-FREE SOLDERABLE
MEC5	0.50 mm	60-200	Black LCP	Phosphor Bronze	-55 °C to +125 °C	1.5 A (2 pins)	125 VAC	Yes
MEC6	0.635 mm	20-140	Black LCP	Phosphor Bronze	-55 °C to +125 °C	2.4 A (2 pins)	185 VAC	Yes
MEC8	0.80 mm	20-140	Black LCP	Phosphor Bronze	-55 °C to +125 °C	2.3 A (2 pins)	180 VAC	Yes
MEC1	1.00 mm	20-140	Black LCP	Phosphor Bronze	-55 °C to +125 °C	2.2 A (2 pins)	250 VAC	Yes
MECF	1.27 mm	10-100	Black/Natural LCP	BeCu	-55 °C to +125 °C	3.5 A (2 pins)	280 VAC	Yes
MEC2	2.00 mm	10-100	Black/Natural LCP	BeCu	-55 °C to +125 °C	3.5 A (2 pins)	235 VAC	Yes

(1.00 mm) .0394" PITCH • MINI EDGE CARD SOCKET

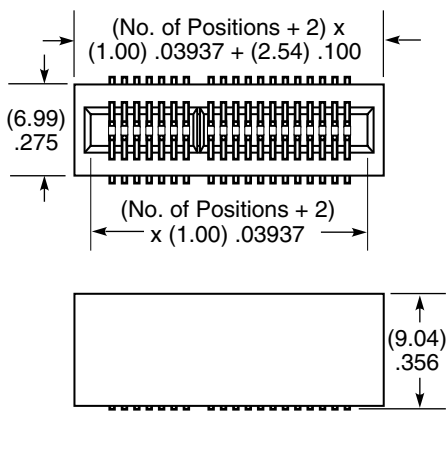
MEC1	1	POSITIONS PER ROW	02	PLATING OPTION	D	NP	OTHER OPTIONS	"X"R
		05, 08, 10, 20, 30, 40, 50, 60, 70		-F = Gold flash on contact, Matte Tin on tail -L = 10 μ" (0.25 μm) Gold on contact, Matte Tin on tail		Leave blank for polarization -NP =No Polarization (05, 08, 20 & 30 positions only)	-A = Alignment Pin metal or plastic at Samtec discretion -K = (7.87 mm) .310" DIA Polyimide film Pick & Place Pad	Leave blank for Tube Packaging -TR =Tape & Reel (05-60 only) -FR = Full Reel Tape & Reel (must order max. quantity per reel; contact Samtec for quantity breaks) (05-60 only)

MEC1

Card Mates:
(1.60 mm) .062" thick card



POSITIONS PER ROW	POLARIZED POSITIONS (No Contact)
05	3, 4
08	5, 6
10	13, 14,
20	15, 16,
30	21, 22
40	31, 32
50	41, 42
60	31, 32, 63 & 64
70	53, 54, 115 & 116



Note:
Some sizes, styles and options are non-standard, non-returnable.

View complete specifications at: samtec.com?MEC1