

# TONYU

## 东裕光大

### 光电产品应用专家

#### 样品承认书

Sample Approve Sheet

客户名称 (Customer name) : \_\_\_\_\_

组件名称 (Production name) : InfraRed Emitting Diode

型号 (Model) : DY-IR204T

编号 (Part number) : 18050701

日期 (Date) : 2018-5-7

客户确认 Customer confirmation	审核 Checked by	编制 Prepared by
	汪建新	陈少龙

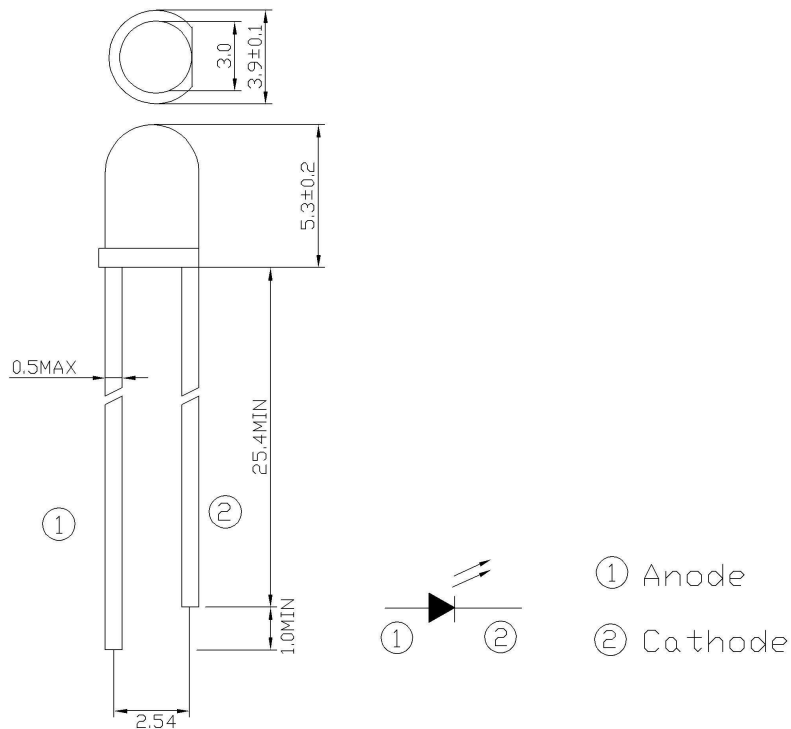
地址: 广东省广州市番禺区石基镇海涌路 3 号 10 号厂房 2 楼

电话(Tel): 020-39294688 传真(Fax): 020-39966833

网址(Net address): [www.tonyuled.com](http://www.tonyuled.com)

邮箱(E-mail): [zlx@dyled.cn](mailto:zlx@dyled.cn)

一、外形图 Outline dimensions :



- Notes: 1. All dimensions are in mm, tolerance is  $\pm 0.25$  unless otherwise noted.  
 2. An epoxy meniscus way extend about 1.5mm down the leads.  
 3. Burr around bottom of epoxy may be 0.5mm Max..

单位 Unit	公差 Tolerance	芯片材料 Die material	发光颜色 Emission color	胶体颜色 Lens color
mm	$\pm 0.25$ mm	GaAlAs	—	Blue Transparent

※备注：承认书之编号和型号可用于查询，客户如有需要，请提供相应的编号和型号。

Remark :P/N & Model in samples approval sheet can be used to inquire ,please provide corresponding P/N& model if customer need .

型 号 Model :	DY-IR204T	页 码 Page : 2/7
-------------	-----------	----------------

## 二、光电参数 Photoelectricity Parameter

(环境温度 Ambient temperature : 25°C      湿度 humidity : RH60%)

项目 Item	符号 Symbol	测试条件 Test condition	最小值 Min.	典型值 Type	最大值 Max.	单位 Unit.
正向电压 Forward voltage	VF	IF=20mA	0.8	-	1.5	V
		IF=100mA Pulse width $\leq 100 \mu s$ Duty $\leq 1\%$	-	1.3	1.85	
反向电流 Reverse current	IR	VR=5V	-	-	10	$\mu A$
辐射强度 Radiant intensity	Ee	IF=20mA	7.8	-	24	mW/sr
		IF=100mA Pulse width $\leq 100 \mu s$ Duty $\leq 1\%$	-	40	-	
		IF=1A Pulse width $\leq 100 \mu s$ Duty $\leq 1\%$	-	-	-	
光谱半值宽 spectral band width	$\Delta \lambda$	IF=20mA	-	40	-	nm
峰值波长 Peak wavelength	$\lambda p$	IF=20mA	-	940	-	nm
视 角 Viewing Angle	$\theta 12$	IF=20mA	-	40	-	deg

### Rank (等级)

Condition (条件) : IF=20mA

Unit(单位) : mW/sr

Bin Number	M	N	P
Min	7.80	11.00	15.00
Max	12.50	17.60	24.00

注意:

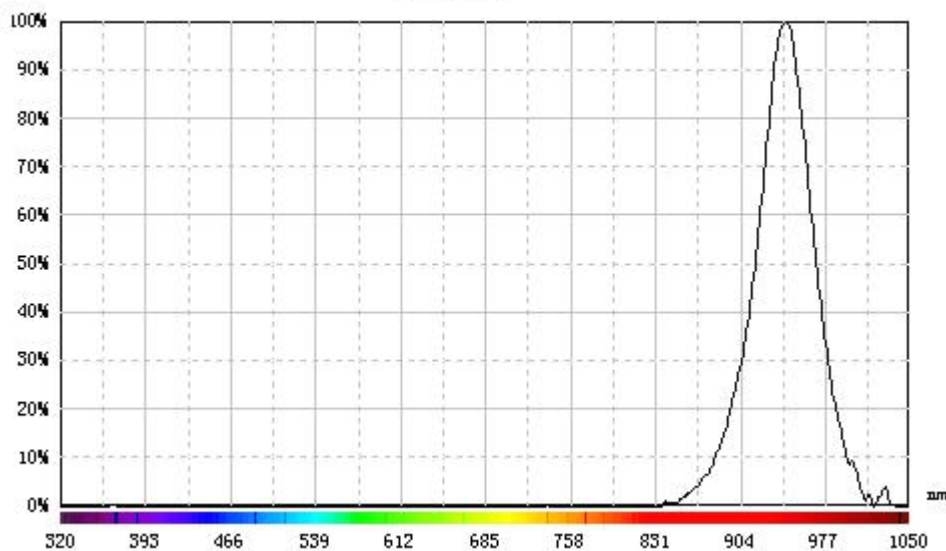
\*正向电压的测量不确定度:  $\pm 0.1 v$

\*发光强度的测量的不确定度:  $\pm 10\%$

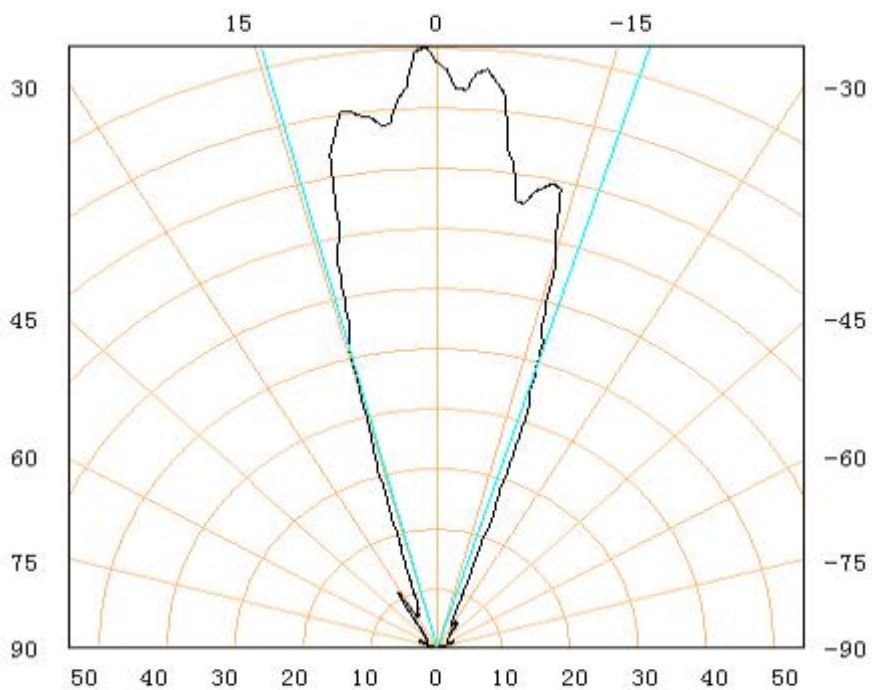
\*主波长的测量不确定度  $\pm 1.0nm$

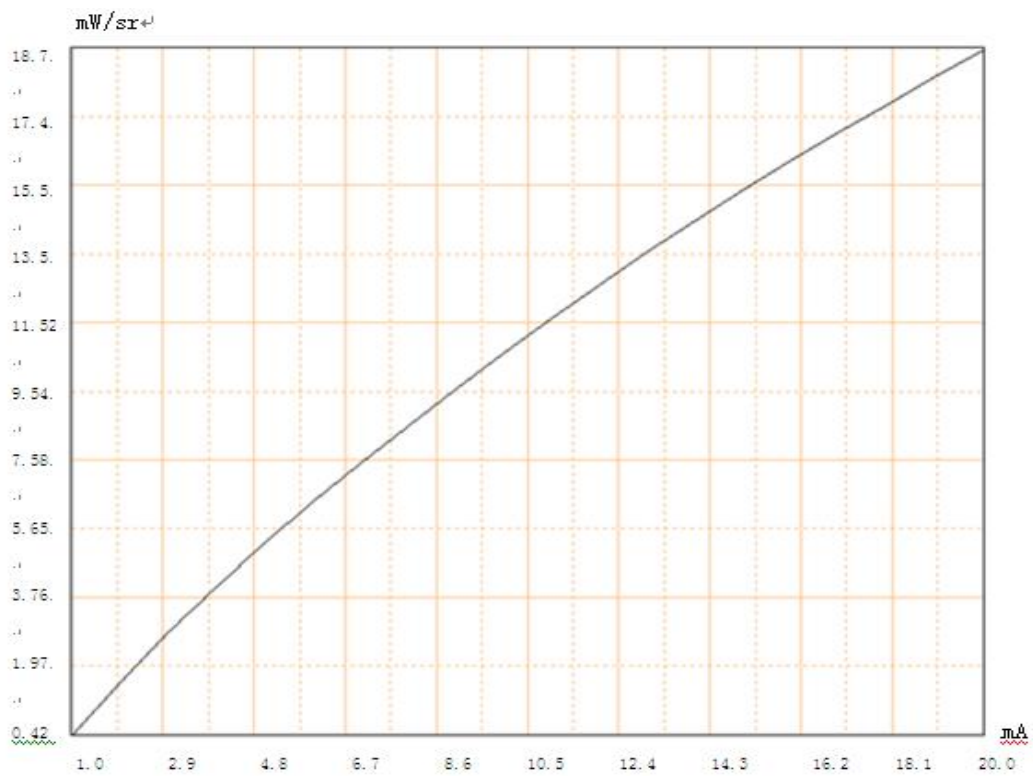
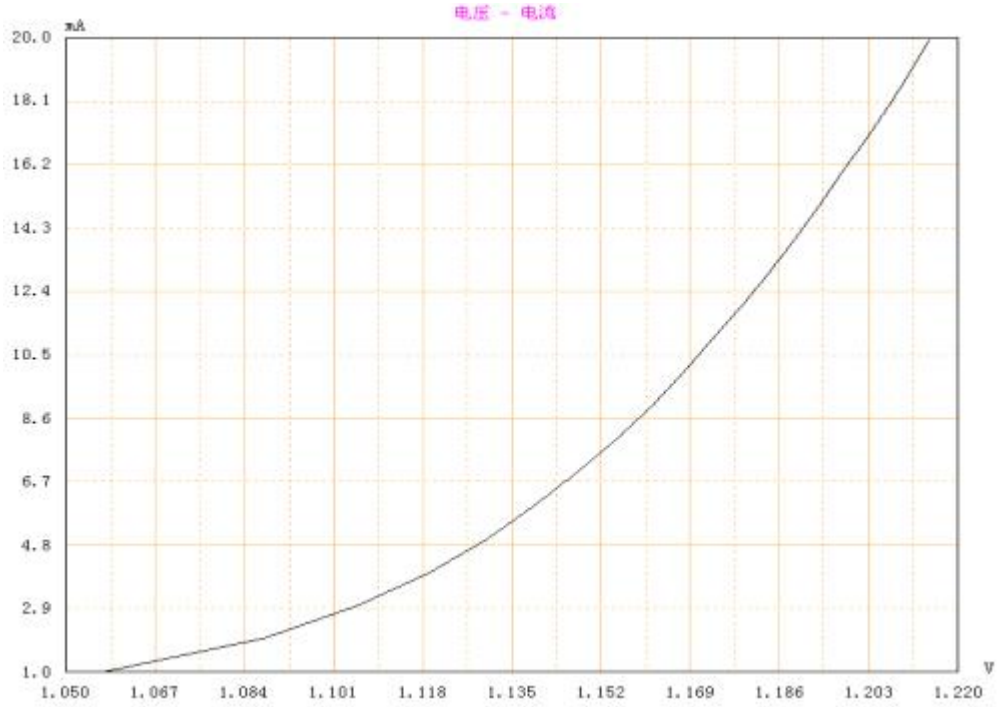
三、典型光电特性曲线图 Typical photoelectricity characteristic curve chart

光谱曲线



光强角度分布曲线1





型号 Model :	DY-IR204T	页码 Page : 5/7
------------	-----------	---------------

#### 四、极限参数 Absolute Maximum Rating

(环境温度 Ambient temperature : 25℃ 湿度 humidity : RH60%)

项目 Item	符号 Symbo	数值 Value	单位 Unit	备注 Remark
正向电流 Forward Current	IF	100	mA	---
正向峰值电流 Peck forward current	IFp	1.0	A	IFP Conditions--Pulse Width $\leq$ 100 $\mu$ s and Duty $\leq$ 1%.
反向耐压 Reverse Voltage	VR	5	V	---
耗散功率 Power Dissipation	Pd	150	mW	---
工作环境温度 Operation temperature	Tamb	-25 至+80	℃	---
贮藏温度 Storage temperature	Tstg	-35 至+85	℃	---
焊接温度 Soldering temperature	Tsol	260	℃	波峰焊,离环氧体 3mm 处 $\leq$ 3S Wave soldering, 3mm out of physical body, $\leq$ 3S

**Notes:\*1:**IFP Conditions-Pulse Width $\leq$ 100  $\mu$ s and Duty $\leq$ 1%

#### 五、可靠性实验项目 Reliability Test Project

描述 Description	项目 Item	测试标准 Test criterion	测试条件 Test condition	测试时间 Test time	数量 Qty.	失效数量 Fail Qty.
寿命测试 Life test	常温寿命测试 Life test(room temperature)	JIS7021:B4	Ta=25℃ $\pm$ 5℃ , IF=20mA	1000Hrs	22	0
环境测试 Ambience test	高温存储 High temperature store	JIS7021:B10 MIL-STD-202:210A MIL-STD-750:2031	Ta=85℃ $\pm$ 5℃	1000Hrs	22	0
	低温存储 Low temperature store	JIS7021:B12	Ta= -35℃ $\pm$ 5℃	1000Hrs	22	0
	高温高湿测试 High temperature/ humidity test	JIS7021:B11 MIL-STD-202:103D	Ta=85℃ $\pm$ 5℃ RH=85%	1000Hrs	22	0
	冷热冲击测试 Cold / Heat strike test	JIS7021:B4 MIL-STD-202:107D MIL-STD-750:1026	30min -10℃ $\pm$ 5℃ $\leftrightarrow$ 100℃ $\pm$ 5℃ 5min 5min	50Cycles	22	0
	冷热循环测试 Cold and heat cycle test	JIS7021:A3 MIL-STD-202:107D MIL-STD-705:105E	5min 5min 5min -35℃ $\sim$ 25℃ $\sim$ 85℃ $\sim$ 35℃ 30min 5min 30min 5min	50Cycles	22	0

## 六、注意事项 Note

### (一) 引脚成形方法 LED bracket forming method

(1) 必需离胶体 2 毫米才能折弯支架。

The pin of LED can be bent where is at least 2mm out of LED colloid.

(2) 支架成形必须用夹具或由专业人员来完成。

Must use fixture to deform the LED bracket.

(3) 支架成形必须在焊接前完成。

Finishing the forming of LED bracket must be before soldering.

(4) 支架成形需保证引脚和间距与线路板上一致。

Guarantee the gap between two pin of LED tallys with LED pads in PCB when forming.

### (二) 烙铁焊接 Manual soldering

烙铁（最高 30W）尖端温度不超过 300℃；焊接时间不超过 3 秒；焊接位置至少离胶体 3 毫米。

The tip temperature of soldering iron don't exceed 300℃；soldering time don't exceed 3s and soldering position must be 3mm out of led colloid。

### (三) 防静电措施 ESD countermeasure

静电及高压会对 LED 造成损坏，特别是芯片材质为 InGaN 的产品对静电防护要求更加严格，要求在使用和检验产品时戴防静电手腕带或防静电手套，焊接工具及设备外壳需可靠接地，焊接条件遵循此份规格书中的条件。

Static electricity and high volt can damage LED，The production whose Die material is InGaN must strictly required to prevent ESD，Must put on static glove and static fillet，Soldering tool and the cover of device must connect the ground，soldering condition follows the related stating of production specification manual。

### (四) 过电流保护 Protecting countermeasure when over current

为避免由于电压的变化引起大电流冲击而造成产品损坏，需要加入保护电阻。

Need add the protecting resistor in circuit in order to avoid damaging led due to big current and voltage fluctuation。

### (五) LED 安装方法 LED installation method

1) 注意各类器件外线的排列以防极性装错，器件不可与发热组件靠得太近，工作条件不要超过其规定的极限。

Pay attention to the LED polarity and avoid installation wrong。LED can't be close to euthermic component，work condition should tally with it's specification。

2) 务必不要在引脚间距变形的情况下安装 LED。

Don't install the LED under the condition of the led pin deformation。

3) 当装配 LED 进入 PCB 或装配孔时，LED 支架不能承受任何压力。

The LED bracket don't load any pressure when installing the LED into PCB or fitting hole。

4) 在焊接温度回到正常以前，必须避免使 LED 受到任何的震动或外力。

Must avoid any strike and force on LED before the soldering temperature return to room temperature。

#### (六) 存储时间 Storage time

1) 在温度 5°C ~35°C，湿度 RH60%条件下，产品可保存一年。超过保存期的产品需重新检测后方可使用。

LED can be stored for a year under the condition: the temperature of 5°C ~35°C and humidity of RH60%，These production must be re-inspected and tested before use if their storage time exceed a year。

2) 如果打开的产品在 5°C ~35°C，RH60%的空气条件下放置超过一周，则需要将产品在 65°C±5°C的环境中放置 24 小时以上，并尽量在十五天内使用。

If LED is exposed in air for a week under the condition: the temperature of 5°C ~35°C，humidity of RH60%，must place the LED in the ambience of 65°C±5°C for 24 hours and use it in 15 days for best。

#### (七) 清洗 Cleaning

当用化学用品清洗胶体时必须特别小心，因为有些化学品对胶体表面有损伤并引起褪色如三氯乙烯、丙酮等。可用乙醇擦拭、浸渍，时间在常温下不超过 3 分钟。

Be careful of some chemical results in the LED colloid fades and damage when using chemical clean the LED，such as chloroethylene, acetone etc。Can use ethanol to wash or soak LED but the time don't exceed 3 minutes.

#### (八) 弯脚 (Kinked)

当 LED 成形弯脚时，弯脚模具容易刮花 LED 脚支架镀层，刮伤处容易生锈，特别是空气湿度大时。

为减少生锈机会，建议使用镀锡支架。

The kinked tooling scrape easily the pin of LED, where the LED bracket is rusting easily, especial expose it in moist ar. To decrease the LED bracket rust, advise using plated tin LED bracket.