

10/100BASE-TX TRANSFORMER MODULES



Features:

- Designed to meet IEEE 802.3 requirements.
- Peak solder temperature rating per Table 5-2 in IPC/JEDEC J-STD-020C
- RoHS compliant

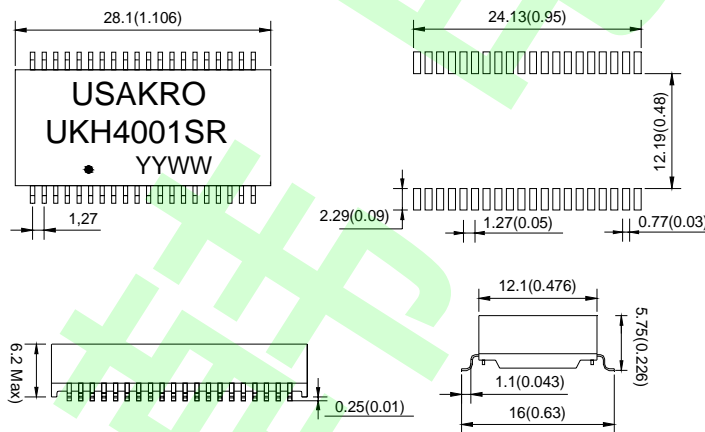
Specifications:

- Primary inductance (LP):350uH,min.@100KHz,0.1Vrms,8mA .

Electrical Specification@25°C Operating Temperature 0 to +70 °C

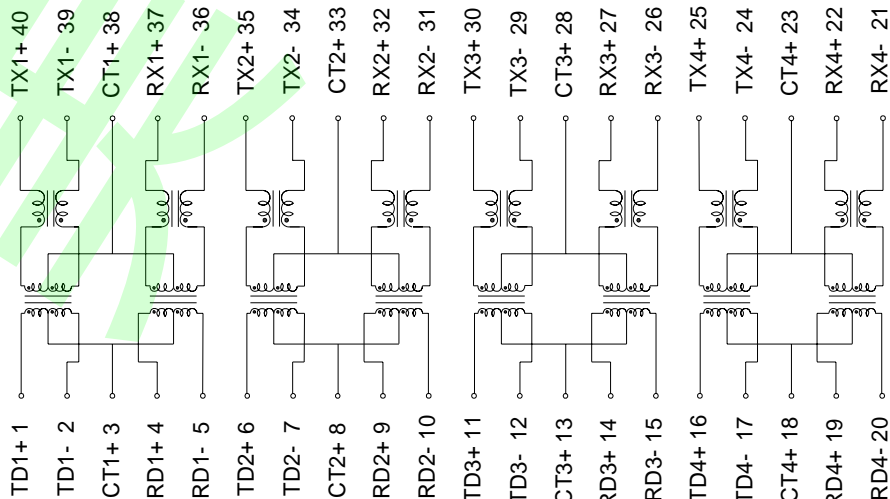
Part No.	Insertion loss (dB MAX) 1-100MHz	Return loss (dB MHz)					Differential to COMMON Mode Rejection (dB MIN)			Crosstalk (dB MIN .) MHz			Hipot (Vrms MIN)
		1-30MHz	40MHz	50MHz	60-80MHz	100MHz	30MHz	60MHz	100MHz	30MHz	60MHz	100MHz	
UKH4001SR	-1.0	-16	-14.4	-13.1	-12	-10	-45	-40	-35	-43.5	-37.5	-33	1500

Dimension:mm(inch)+/-0.25(0.01)



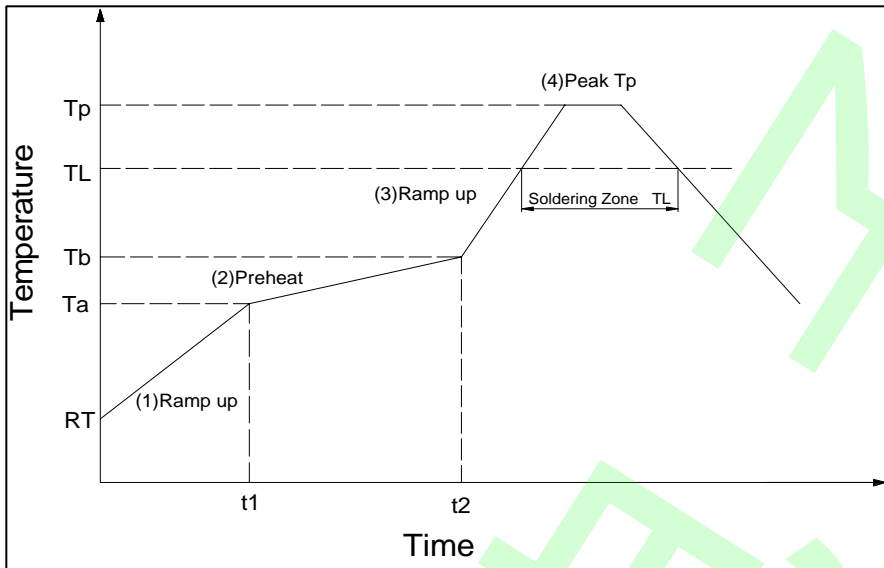
Unless otherwise specified all tolerances are:±0.25 in mm

Schematic



5.SUGGEST PROFILE

IR reflow graph



IR reflow profile

Form-1 (Reference JEDEC J-STD-020C Table 5-2)

IR reflow profile		Sn-Pb	Pb-free
step#	Profile Feature	Condition/Duration	Condition/Duration
step1	Ramp-up rate	1.5-3°C/sec.	1.5-3°C/sec.
step2	Preheat : 100~150°C(Ta-Tb)	t1-t2 : 60~120 sec.	t1-t2 : 60~180 sec.
step3	Ramp-up rate(T _L to T _P)	1.5-3°C/sec.	1.5-3°C/sec.
	Temperature maintained above 183°C(T _L)	T _L : 60-150sec.	T _L : 80-150sec.
step4	Peak temperature(T _P)	230+5/-10°C	260+0/-5°C
	Time within 5°C of actual peak temperature	30±10 sec.	30±10 sec.
step5	Ramp-down rate	6°C/sec.Max	6°C/sec.Max
Note1	Subject the samples to 3 cycles of the above defined reflow conditions		Subject the samples to 3 cycles of the above defined reflow conditions
Note2	Time 25°C to peak temperature : 6 minutes max.		Time 25°C to peak temperature : 8 minutes max.
Note3			The time between reflows shall be 5 minutes minimum and 60minutes maximum

SnPb Eutectic Process- "Package Peak Reflow Temperature"

Form-2 (Reference JEDEC J-STD-020C Table 4-1)

产品厚度	产品体积<350mm ³	产品体积≥350mm ³
<2.5mm	240 +0/-5°C	225 +0/-5°C
≥2.5mm	225 +0/-5°C	225 +0/-5°C

Pb-free Process - "Package Peak Reflow Temperature"

Form-3 (Reference JEDEC J-STD-020C Table 4-2)

产品厚度	产品体积<350mm ³	产品体积 350mm ³ -2000mm ³	产品体积>2000mm ³
<1.6mm	260 +0/-5°C	260 +0/-5°C	260 +0/-5°C
1.6mm-2.5mm	260 +0/-5°C	250 +0/-5°C	245 +0/-5°C
>2.5mm	250 +0/-5°C	245 +0/-5°C	245 +0/-5°C



Dongguan Usakro Electronic Technology Co., Ltd.

REV: 00

东莞市美韩电子科技有限公司

Page: 3 of 4

6.Reliability																								
No.	Test Item	Refer To Standard	Test Condition																					
1	Resistance To Soldering Heat--Convection Reflow	IPC/JEDEC J-STD-020D	1).Peak Temperature: Refer to Specification According to Package Body Thickness And Volume 2).Preheat Temperature and Soak Time: 150~200°C,60~120 Seconds 3).Average Ramp-up Rate: 3°C/Second Max 4).Above 217°C: 60~150 Seconds 5).Peak Temperature-5°C: Over 30 S																					
2	Thermal Shock	IEC68-2-14 Method A	1.Low Temperature:-40°C 2.High Temperature:125 3.Dwell Time:30 Minutes 4.Transition Time: Less Than 5Minutes 5.Number of Cycles: 10																					
3	High Temperature	IEC68-2-2 Method A	125°C,96Hours																					
4	Low Temperature	IEC68-2-1 Method A	-40°C,96Hours																					
5	Temperature Humidity Cycle	IEC68-2-38	<table border="1"> <thead> <tr> <th>Temp</th> <th>Humidity</th> <th>soak time</th> </tr> </thead> <tbody> <tr> <td>25~65°C</td> <td>93+/-3%RH</td> <td>1.5 hr</td> </tr> <tr> <td>65°C</td> <td>93+/-3%RH</td> <td>4 hr</td> </tr> <tr> <td>65~25°C</td> <td>80~96%RH</td> <td>2.5 hr</td> </tr> <tr> <td>25~65°C</td> <td>93+/-3%RH</td> <td>1.5hr</td> </tr> <tr> <td>65°C</td> <td>93+/-3%RH</td> <td>4hr</td> </tr> <tr> <td>65~25°C</td> <td>80~96%RH</td> <td>2</td> </tr> </tbody> </table>	Temp	Humidity	soak time	25~65°C	93+/-3%RH	1.5 hr	65°C	93+/-3%RH	4 hr	65~25°C	80~96%RH	2.5 hr	25~65°C	93+/-3%RH	1.5hr	65°C	93+/-3%RH	4hr	65~25°C	80~96%RH	2
Temp	Humidity	soak time																						
25~65°C	93+/-3%RH	1.5 hr																						
65°C	93+/-3%RH	4 hr																						
65~25°C	80~96%RH	2.5 hr																						
25~65°C	93+/-3%RH	1.5hr																						
65°C	93+/-3%RH	4hr																						
65~25°C	80~96%RH	2																						
6	Vibration	IEC68-2-6	1.Sine Wave 2.Amplitude:0.75mm 3.Frequence:5~500~5Hz 4.Direction: X,Y,Z 5.Number of Sweep Cycles Per Direction:10 6.Duration: 2 Hours Each Direction																					
7	Mechanical Shock	MIL-STD-202	1).Half -Sine Wave 2).Peak Acceleration:50G 3).Duration:11mS 4).Direction: X,Y,Z,-X,-Y,-Z 5).Number of Shock Per Direction:3																					
8	Free Drop	ISO4180	1) Height: Refer to Specification According to Production weight 2).1Corner,3Edges,6Faces .Total Are 10 Times																					
9	Solderability	JESD22-B102D	1).Precondition:150±5°C,16±0.5Hours 2).Flux Type:ROL1 3).Immersion Flux Time: 5~10 Seconds 4).Solder Temperature:245±5°C 5).Solder Immersion Time:5±0.5 Seconds 6).Solder Immersion/Emersion Speed:25.4±6.4mm/Second																					
10	Accelerated Moisture Resistance---Unbiased Autoclave	JESD22-A102-C	1.Temperature:121°C 2. Humidity: 100% 3. Vapor Pressure: 29.7 Psia or 205KPa 4.Duration:96 hours																					
		Dongguan Usakro Electronic Technology Co., Ltd.	REV: 00																					
		东莞市美韩电子科技有限公司	Page: 4 of 4																					