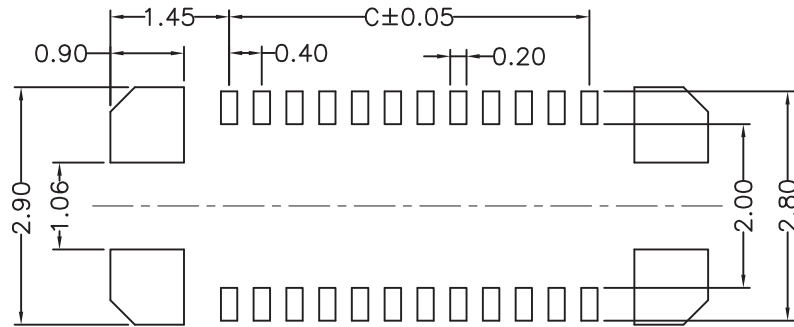
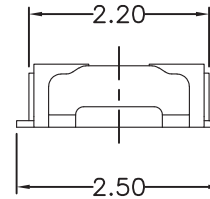
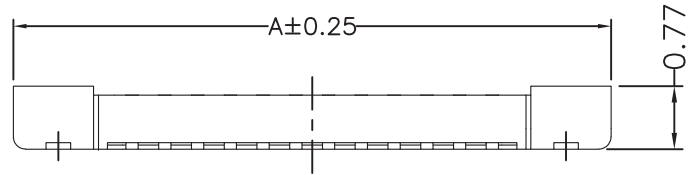
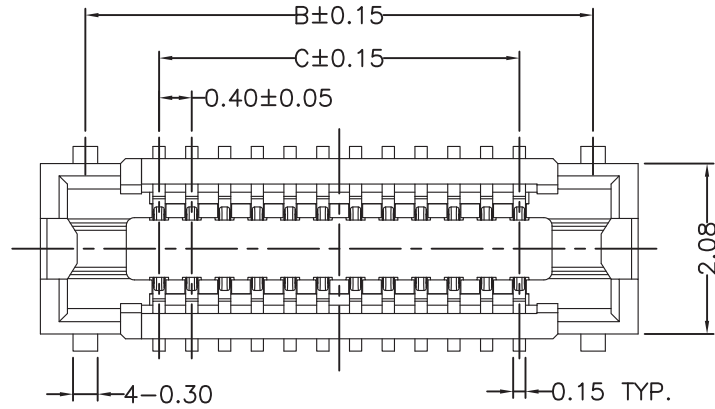


RoHS



RECOMMENDED PCB LAYOUT
CONNECTOR SIDE

SPECIFICATIONS:

- 1.VOLTAGE/CURRENT RATING: 30V/0.3A AC;
- 2.WITHSTANDING VOLTAGE: 100V AC ONE MINUTE;
- 3.INSULATION RESISTANCE: 50MΩ MIN;
- 4.CONTACT RESISTANCE: 100mΩ MAX;
- 5.OPERATING TEMPERATURE RANGE: -35° C TO 85° C.

MATERIAL:

- 1.INSULATOR: LCP UL 94V-0 BLACK;
- 2.TERMINAL: COPPER ALLOY;
- 3.METAL FITTINGS: COPPER ALLOY.

PLATING:

- 1.TERMINAL: GOLD PLATING,
NICKEL 50u" MIN. OVER ALL;
- 2.METAL FITTINGS: TIN 100u" MIN. OVER NICKEL 50u"MIN.

PIN NO.	A	B	C
10	4.50	3.40	1.60
12	4.90	3.80	2.00
14	5.30	4.20	2.40
16	5.70	4.60	2.80
20	6.50	5.40	3.60
24	7.30	6.20	4.40
30	8.50	7.40	5.60
34	9.30	8.20	6.40
40	10.50	9.40	7.60
50	12.50	11.40	9.60

6.0			
5.0			
4.0			
3.0			
2.0			
1.0			
REV.	DATE	DESCRIPTION	DRAWING
1			
2			
3			

DRAWING:	GENERAL TOLERANCE	
Frank	.X:=±0.30	.X':=±2°
CHECKED:	.XX:=±0.20	.XX':=±1°
yangjie	.XXX:=±0.10	.XXX':=±0.5°
APPROVAL:	UNIT: MM	PROJECTION:
	SCALE: 1/1	
	SHEET: 1/1	



DESCRIPTION: BTB P0.40 SOCKET MH0.8	
PART NO:	REV: 1.0
OLD CODE:	SIZE: A4
DRAWING NO: GY071S***	