



General description

Low capacitance bidirectional ElectroStatic Discharge (ESD) protection diode in a DFN1006(SOD882) leadless ultra small Surface-Mounted Device (SMD) plastic package designed to protect one signal line from the damage caused by ESD and other transients.

Features and benefits

- Low Capacitance 2.5 pF(Typ)
- Reverse stand-off voltage: 5V Max
- Low leakage current: nA Level
- Response time is typically < 1 ns
- IEC61000-4-2 Level 4 ESD Protection

Application information

- Cellular Handsets & Accessories
- Digital Cameras
- Peripherals
- Keypads, Side Keys, USB 2.0, LCD Displays
- MP3 Players
- Portable Instrumentation
- Notebooks & Desktop Computers

Ordering information

Device	Package	Packaging	Reel Size
SLESD8LM5.0C	DFN1006-2L	10000/Tape & Reel	7 Inch

Schematic & Pin configuration

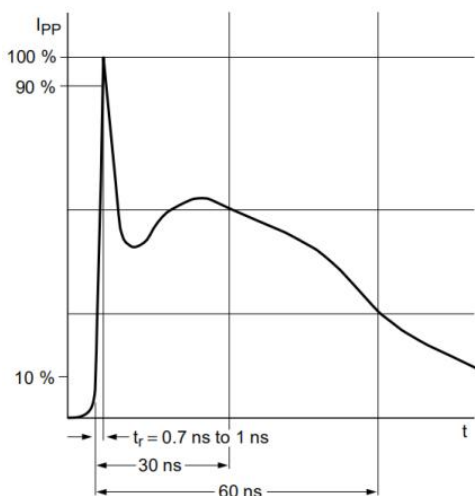
Simplified outline	Graphic symbol

Maximum Ratings ($T_{OP} = 25\text{ }^{\circ}\text{C}$, unless otherwise specified)

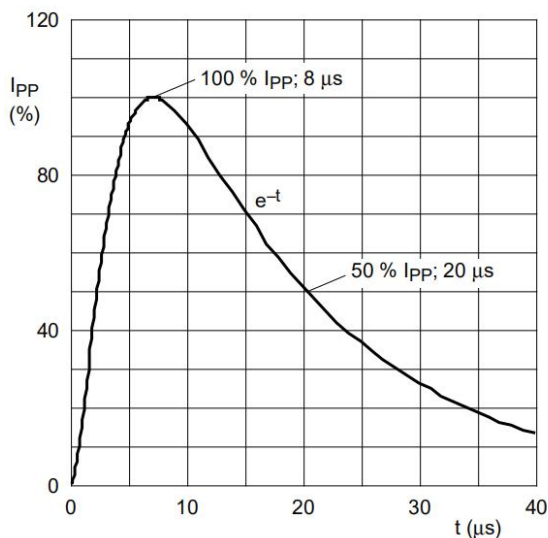
Parameter	Symbol	Value	Unit
Peak Pulse Power ($T_p = 8/20\text{ }\mu\text{s}$)	P_{PPM}	32	W
Rated Peak Pulse Current ($T_p = 8/20\text{ }\mu\text{s}$)	I_{PPM}	2.5	A
ESD voltage IEC 61000-4-2 (air discharge)	V_{ESD}	15	kV
ESD voltage IEC 61000-4-2 (contact discharge)	V_{ESD}	8	kV
Maximum lead temperature for soldering during 10s	T_L	260	$^{\circ}\text{C}$
Storage Temperature Range	T_{stg}	-55 to +150	$^{\circ}\text{C}$
Operating Temperature Range	T_{OP}	-40 to +125	$^{\circ}\text{C}$
Maximum junction temperature	T_j	150	$^{\circ}\text{C}$

Electrical Characteristics ($T_{OP} = 25\text{ }^{\circ}\text{C}$, unless otherwise specified)

Parameter	Symbol	Min	Typ	Max	Unit	Condition
Reverse Working Voltage	V_{RWM}	--	--	5.0	V	
Breakdown Voltage	V_{BR}	6.0	--	9.0	V	$I_T=1\text{mA}$
Leakage Current I_{Leak}	I_R	--	--	100	nA	$V_{RWM}=5\text{V}$
Clamping Voltage	V_C	--	11.0	13.0	V	$I_{PP}=2.5\text{A}, T_p=8/20\mu\text{s}$
Junction Capacitance	C_j	--	2.5	3.2	pF	$V_R=0\text{V}, f=1\text{MHz}$



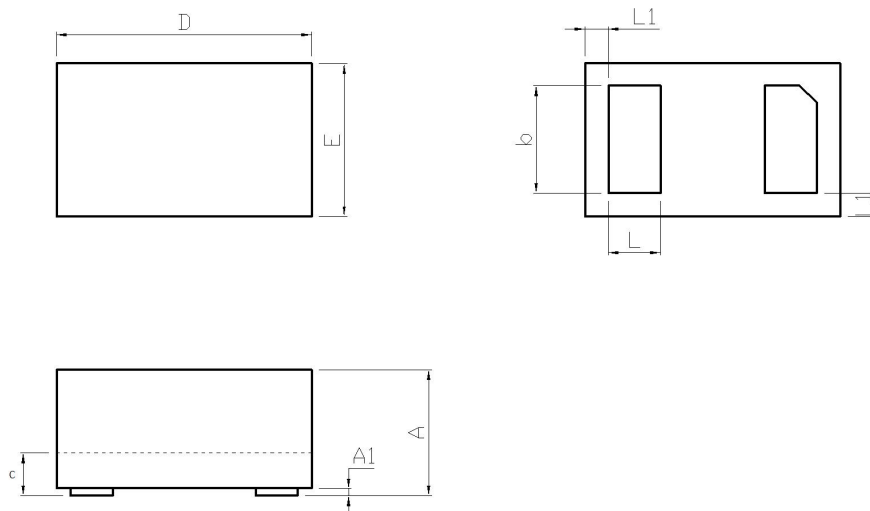
IEC61000-4-2 Waveform



IEC 61000-4-5 Waveform(8/20µs pulse)

Package Outline Dimensions

DFN1006-2L



DFN1006-2L (mm)			
Dim	Min	Typ.	Max
A	0.45	0.50	0.55
A1	0	0.02	0.05
b	0.45	0.5	0.55
c	0.1	0.12	0.14
D	0.95	1.00	1.05
E	0.55	0.60	0.65
L	0.20	0.25	0.30
L1	0.035	0.05	0.065
h	0.07	0.12	0.17