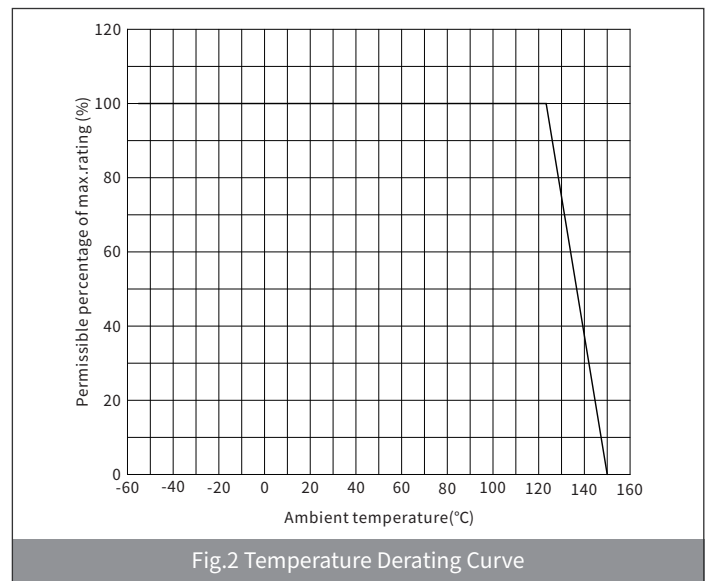
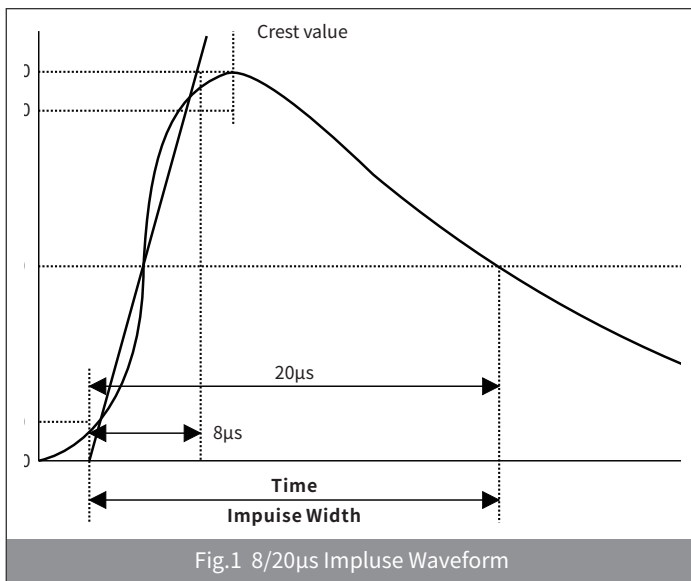


● **Electrical Characteristics** (Ta=25°C Unless otherwise specified)

Part Number	Varistor Voltage	Max. Allowable Voltage		Leakage Current @ V _{DC}	Max. Clamping Voltage @8/20μs		Peak Single Pulse Transient Current @8/20μs	Max. Energy @10/1000μs	Typical Capacitance (Reference) @1KHZ	Response Time
	V _{1mA} (V)	V _{AC} (V)	V _{DC} (V)	(μA)	V _C (V)	I(A)	(J)	(pF)	(ns)	
HMLV0805-240G	21.6~28	14	18	50	2	38	100	0.3	450	2

Note 1: Typical capacitance value tolerance 40%

● **Ratings And Characteristics Curves** (Ta=25°C Unless otherwise specified)



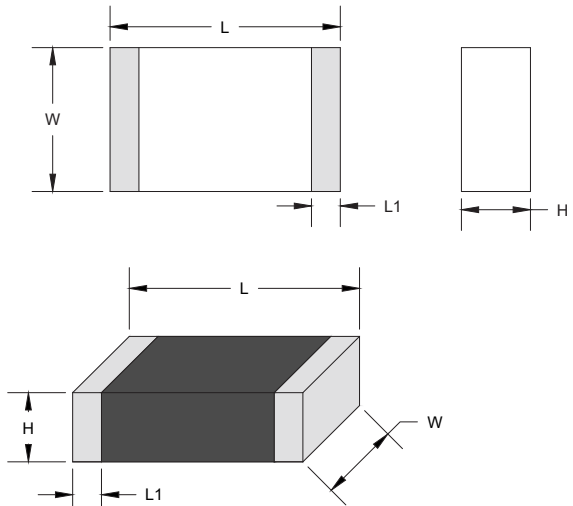
● **Reliability Test**

Characteristic	Test method and description															
High Temperature Storage	The specimen shall be subjected to 125 °C for 1000 hours in a thermostatic bath without load and then stored at room temperature and humidity for 1 to 2 hours. The change of varistor voltage shall be within 10%.															
Temperature Cycle	The temperature cycle of specified temperature shall be repeated five times and then stored at room temperature and humidity for one two hours. The change of varistor voltage shall be within 10%and mechanical damage shall be examined. <table border="1" style="margin-left: auto; margin-right: auto;"> <thead> <tr> <th>Step</th> <th>Temperature</th> <th>Period</th> </tr> </thead> <tbody> <tr> <td>1</td> <td>-40±3°C</td> <td>30min±3</td> </tr> <tr> <td>2</td> <td>Room Temperature</td> <td>1~2hours</td> </tr> <tr> <td>3</td> <td>125±2°C</td> <td>30min±3</td> </tr> <tr> <td>4</td> <td>Room Temperature</td> <td>1~2hours</td> </tr> </tbody> </table>	Step	Temperature	Period	1	-40±3°C	30min±3	2	Room Temperature	1~2hours	3	125±2°C	30min±3	4	Room Temperature	1~2hours
Step	Temperature	Period														
1	-40±3°C	30min±3														
2	Room Temperature	1~2hours														
3	125±2°C	30min±3														
4	Room Temperature	1~2hours														
High Temperature Load	After being continuously applied the maximum allowable voltage at 125 °C for 1000hours, the specimen shall be stored at room temperature and humidity for one or hours, the change of varistor voltage															
Damp Heat Load/Humidity Load	The specimen should be subjected to 40°C,90 to 95%RH environment, and the maximum allowable voltage applied for 1000 hours, then stored at room temperature and humidity for one or two hours. The change of varistor voltage shall be within 10%															
Low Temperature Storage	The specimen should be subjected to -40 °C , without load for 1000 hours and then stored at room temperature for one two hours. The change of varistor voltage shall be within 10%.															

● Environmental Specification

Storage temperature:	-25°C to +45°C
Storage Conditions:	Light-proof, Hermetically Sealed, Moisture-proof; The components should be left in their original packing to avoid soldering problems due to oxidized contacts.
Relative humidity:	< 75 % annual average, < 95 % on max. 30 days in a year.
Storage period	The components should be employed within 24 months after delivery

● Physical Dimensions

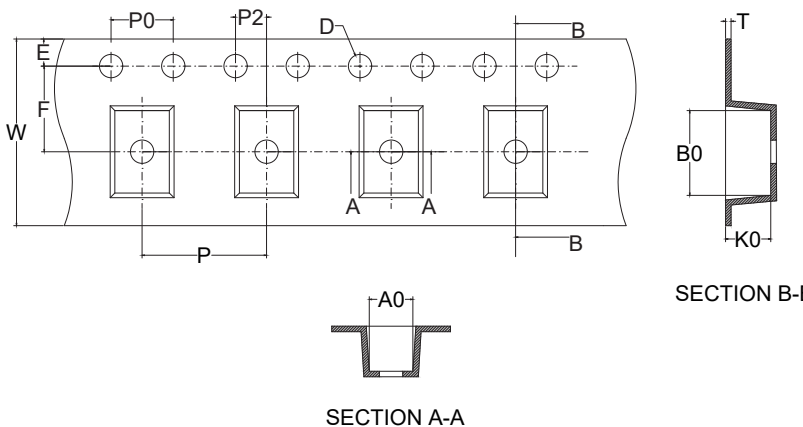


Part Number	L	W	H	L1
	(mm)	(mm)	(mm)	(mm)
HMLV0805-240G	2.00±0.30	1.25±0.30	1.30(max)	0.25±0.15

● Ordering Information

PACKAGE	Part Number	DELIVERY MODE	MPQ(PCS)
0805	HMLV0805-240G	7" REEL	4,000

● Packaging Information



Symbol	Dimensions
	(mm)
W	8±0.1
A0	1.42±0.1
B0	2.3±0.1
K0	1.04±0.1
P	4.0±0.1
F	3.5±0.1
E	1.75±0.1
D	1.5±0.1
P0	4.0±0.1
P2	2.0±0.1
T	0.22±0.05