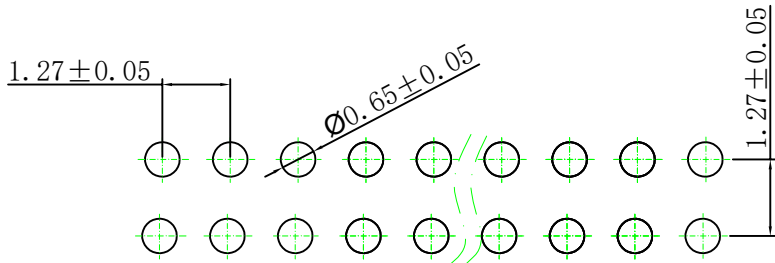
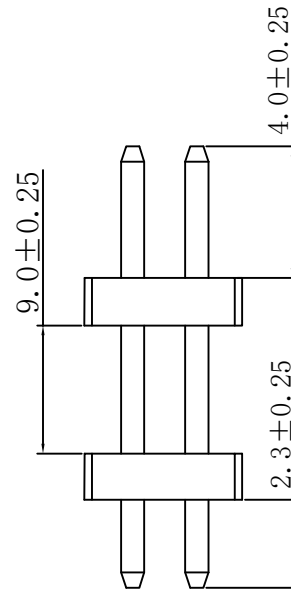
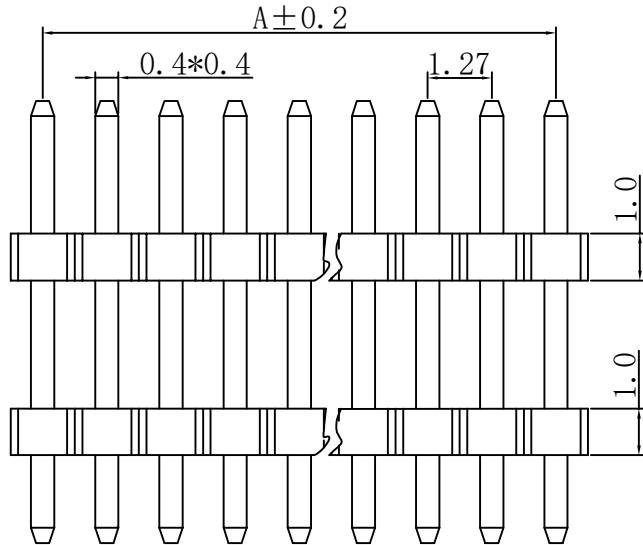
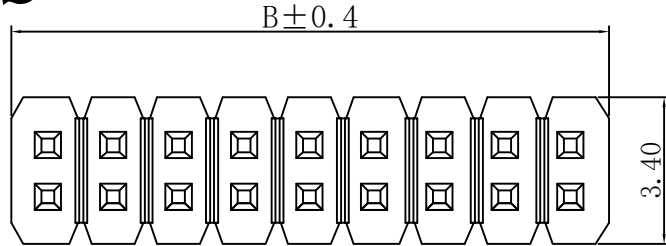


RoHS

REV	ECN NO.	DESCRIPTION	DESIGN	APPROVAL	DATE
A1	NEW	新版发行			2025.11.20



P. C. B Hole Layout

SPECIFICATIONS

1. Current rating: 1A AC, DC
2. Temperature range: -40°C ~ +105°C
3. Insulation resistance: 500MΩ Min.
4. Withstanding voltage: 300V AC/ minute.
5. Contact resistance: 20mΩ Max.

Material:

Insulator Material:PA9T (UL 94V-0)
 Contact Material:Brass
 Plating:Matte Tin or gold plated over Nickel
 Mate with XFCN PM127 Double Row series

Ordering Code:

PZ127V-22-XX-A40-1730
 1 2

- 1.序列号
- 2.Pin位数:2*02=04P

No. of Pin/Row	Dimension	
	A	B
2*02	1.27	2.54
2*03	2.54	3.81
2*04	3.81	5.08
2*05	5.08	6.35
2*06	6.35	7.62
2*07	7.62	8.89
2*08	8.89	10.16
2*09	10.16	11.43
2*10	11.43	12.70
2*11	12.70	13.97
2*12	13.97	15.24
2*13	15.24	16.51
2*14	16.51	17.78
2*15	17.78	19.05
2*16	19.05	20.32
2*17	20.32	21.59
2*18	21.59	22.86
2*19	22.86	24.13
2*20	24.13	25.40
2*21	25.40	26.67
2*22	26.67	27.94
2*23	27.94	29.21
2*24	29.21	30.48
2*25	30.48	31.75
2*26	31.75	33.02
2*27	33.02	34.29
2*28	34.29	35.56
2*29	35.56	36.83
2*30	36.83	38.10
2*31	38.10	39.37
2*32	39.37	40.64
2*33	40.64	41.91
2*34	41.91	43.18
2*35	43.18	44.45
2*36	44.45	45.72
2*37	45.72	46.99
2*38	46.99	48.26
2*39	48.26	49.53
2*40	49.53	50.80
2*41	50.80	52.07
2*42	52.07	53.34
2*43	53.34	54.61
2*44	54.61	55.88
2*45	55.88	57.15
2*46	57.15	58.42
2*47	58.42	59.69
2*48	59.69	60.96
2*49	60.96	62.23
2*50	62.23	63.50

X.±0.50	X.°±
.X±0.25	.X°±
.XX±0.15	.XX°±
.XXX±0.10	.XXX°±
UNITS:	mm

THESE DRAWINGS AND SPECIFICATIONS ARE THE PROPERTY OF XFCN AND SHALL NOT BE REPRODUCED, COPIED OR CUED IN ANY MANNER WITHOUT THE PRIOR WRITTEN CONSENT OF XFCN

PART NO: PZ127V-22-XX-A40-1730		XFCN 兴飞连接器	
TITLE: 1.27mm Pin Header Connectors		0769-82001899	
		www.xfconn.com	
		DWG NO: /	
APPD	Chen ZhiQiang	VIEW	
CHKD	Liu Wei	SCALE	
DRAW	Chen HongJiang	SHEET	1/1
DATE	2025.11.20	REV	A1