


RECOMMENDED PCB LAYOUT
TOLERANCE:±0.05



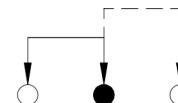
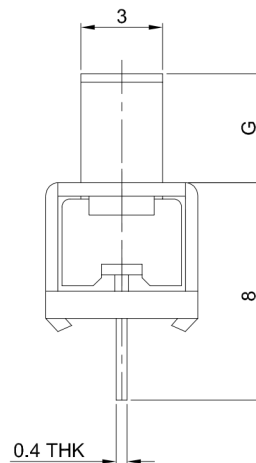
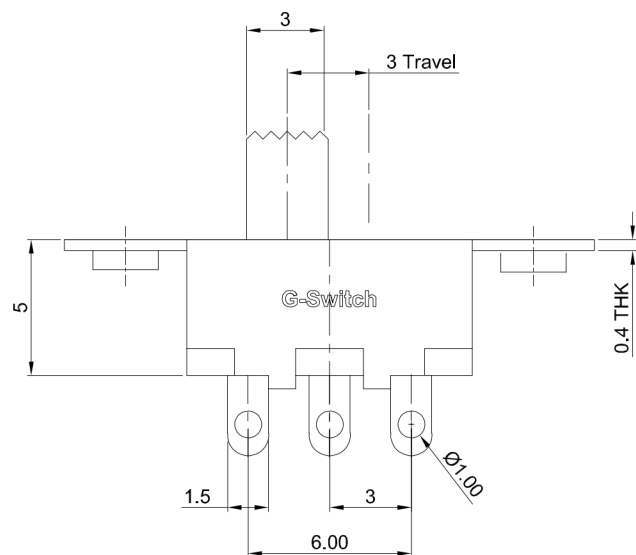
SS-12F16-GXXX

SS: Straight shank

G-Switch P/N

Switch Height (mm)

G020=2.0mm	G020=2.0mm
G040=4.0mm	G050=5.0mm
G055=5.5mm	G060=6.0mm
G065=6.5mm	G070=7.0mm
G075=7.5mm	G080=8.0mm
G065=8.5mm	G090=9.0mm
G095=9.5mm	G100=10.0mm



CIRCUIT DIAGRAM

G-Switch Specification:

- Operating temperature range: -20°C ~ +70°C
- Rating: 1A, 24V DC
- Insulation resistance: 100MΩ min. 250V DC
- Dielectric strength: 250V AC for 1 min
- Contact resistance: 50mΩ max.
- Terminals arrangement: 1P2T
- Travel: 3.0±0.1mm
- Switch lifetime: 10,000Cycles

NO.	PART NAME	MATERIAL	REMARK
5	COVER	STAINLESS STEEL	--
4	BUTTON	HIGH TEMPERATURE PLASTIC	BLACK
3	CONTACT	STAINLESS STEEL	Ag PLATING
2	TERMINAL	COPPER ALLOY	Ag PLATING
1	BASE	HIGH TEMPERATURE PLASTIC	BLACK



RoHS
Compliant
EU RoHS Standards



SCALE: UNIT: mm
SIZE: A4

Unless otherwise
General Tolerance:
X ±0.30
X.x ±0.20
X.xx ±0.15
X.xxx ±0.10
X.x° ±3°

Title: Vertical Slide Switch DIP 19.5×5.6×H5.0mm			
Molde Code: SS-12F16-GXXX			
DRAWN	CHECKED	APPROVED	DATE
Jiang	Xia	Chen	2023.02.01



REV: A0 SHEET: 1/1

A

B

C

D

E

1:1