PART NUMBER	CKTS	QUANTITY PER BAG	BAGS PER CARTON	PARTS PER CARTON (SPQ)	MOISTURIZATION METHOD △1	PANEL LOCK
215922-02*1	2	3000	4	12000	NO MOISTURIZATION	WITHOUT
215922-04*1	4	2600	4	10400		
215922-06*1	6	2000	4	8000		
215922-08*1	8	1700	4	6800		
215922-10*1	10	1400	4	5600		
215922-12*1	12	1000	4	4000		
215922-1401	14	800	4	3200		
215922-1601	16	800	4	3200		
215922-1801	18	600	4	2400		
215922-2001	20	600	4	2400		
215922-2201	22	600	4	2400		
215922-2401	24	450	4	1800		
215922-02*0	2	2000	4	8000	SEE SHEET 2	WITH
215922-04*0	4	1800	4	7200		
215922-06*0	6	1600	4	6400		
215922-08*0	8	1100	4	4400		
215922-10*0	10	1000	4	4000		
215922-12*0	12	900	4	3600		
215922-1400	14	800	4	3200		
215922-1600	16	700	4	2800		
215922-1800	18	600	4	2400		
215922-2000	20	600	4	2400		
215922-2200	22	400	4	1600		
215922-2400	24	350	4	1400		

TBD: NO PRODUCTION, TO BE ADDED AFTER BEING PRODUCED.

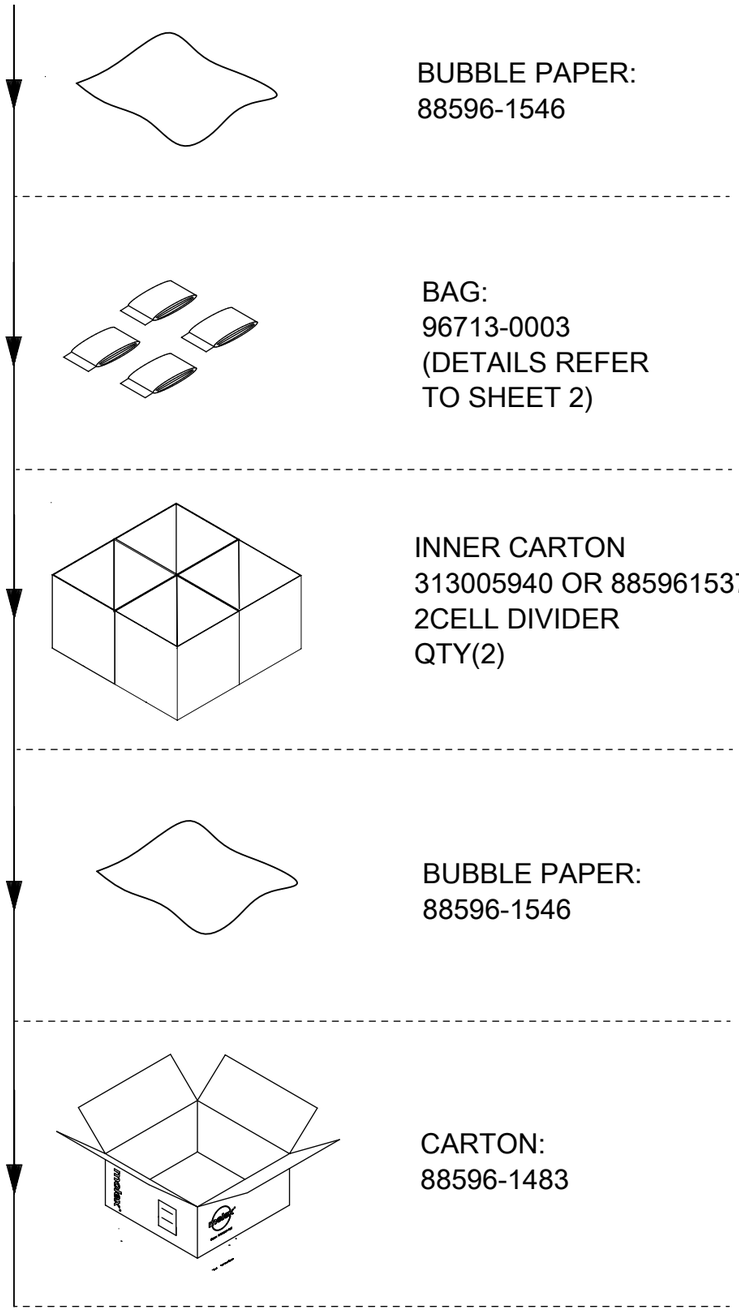

LEGEND

206461 - X X X X

- 0 - PANEL MOUNT
  1 - FREE HANGING
- POLARIZATION / COLOR
  0- BLACK
  1 - NATURAL
  2 - RED
  3 - BLUE
  4- YELLOW
- CKT SIZE 02-24

NOTES:

1. △1 MOISTURIZATION METHOD DESCRIPTIONG REFER TO SHEET 2.
2. STANDARD PAKAGE QUANTITY(SPQ) SEE ABOVE CHART.
3. PACKAGE WAY FOLOW RIGHT ILLUSTRATION.
4. ALL PAKAGE MATERIAL AND PRODUCT COMPLIANT TO RoHS DIRECTIVE 2011/65/EU AND ELV DIRECTIVE 2000/53/EV.

DOCUMENT STATUS	P1	RELEASE DATE	2023/07/19 06:20:25

THIS DRAWING CONTAINS INFORMATION THAT IS PROPRIETARY TO MOLEX ELECTRONIC TECHNOLOGIES, LLC AND SHOULD NOT BE USED WITHOUT WRITTEN PERMISSION

FUNCTIONAL SYMBOLS: F/A = 0, F/C = 0, F/P = 0

DIVISIONAL SYMBOLS

DIMENSION UNITS	SCALE
mm	1:1

GENERAL TOLERANCES (UNLESS SPECIFIED)

ANGULAR TOL	±	°
4 PLACES	±	
3 PLACES	±	0.1
2 PLACES	±	0.3
1 PLACE	±	0.5
0 PLACES	±	

DRAFT WHERE APPLICABLE MUST REMAIN WITHIN DIMENSIONS

CURRENT REV DESC:

EC NO: 736922
DRWN: VENKAS5 2023/01/18
CHK'D: VENKAS5 2023/02/03
APPR: MRAMAKRISHNA 2023/02/03

INITIAL REVISION:
DRWN: GLLI 2021/10/28
APPR: XQZHANG 2021/11/15

THIRD ANGLE PROJECTION | DRAWING: A3-SIZE | SERIES: 215922

molex

PACKING SPEC FOR MICRO-FIT PLUS WTW HSG

PRODUCT CUSTOMER DRAWING

DOCUMENT NUMBER	DOC TYPE	DOC PART	REVISION
2159220000-PK	PSD	000	C

MATERIAL NUMBER | CUSTOMER | SHEET NUMBER 1 OF 2

FORMAT: master-tb-prod-A3
REVISION: J1
DATE: 2021/05/01

MOISTURIZATION METHOD

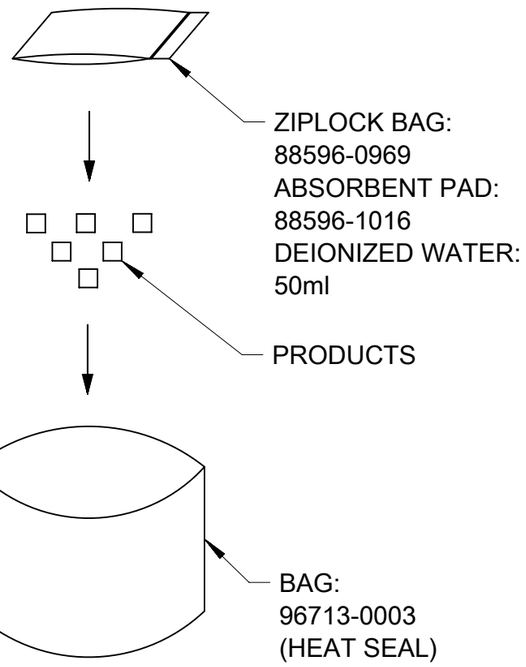

DETAILED MOISTURIZATION METHOD REFER TO AS-45499-001.

DOCUMENT STATUS	P1	RELEASE DATE	2023/07/19 06:20:25

FORMAT: master-tb-prod-A3
REVISION: J1
DATE: 2021/05/01

FUNCTIONAL SYMBOLS
FA = 0
FC = 0
FP = 0
DIVISIONAL SYMBOLS

THIS DRAWING CONTAINS INFORMATION THAT IS PROPRIETARY TO MOLEX ELECTRONIC TECHNOLOGIES, LLC AND SHOULD NOT BE USED WITHOUT WRITTEN PERMISSION

DIMENSION UNITS	SCALE
mm	1:1

GENERAL TOLERANCES (UNLESS SPECIFIED)		
ANGULAR TOL	±	°
4 PLACES	±	
3 PLACES	±	0.1
2 PLACES	±	0.3
1 PLACE	±	0.5
0 PLACES	±	

DRAFT WHERE APPLICABLE MUST REMAIN WITHIN DIMENSIONS

CURRENT REV DESC:

EC NO: 736922
DRWN: VENKAS5 2023/01/18
CHK'D: VENKAS5 2023/02/03
APPR: MRAMAKRISHNA 2023/02/03

INITIAL REVISION:
DRWN: GLLI 2021/10/28
APPR: XQZHANG 2021/11/15

THIRD ANGLE PROJECTION | DRAWING: A3-SIZE | SERIES: 215922

molex

PACKING SPEC FOR MICRO-FIT PLUS WTW HSG

PRODUCT CUSTOMER DRAWING

DOCUMENT NUMBER	DOC TYPE	DOC PART	REVISION
2159220000-PK	PSD	000	C

MATERIAL NUMBER | CUSTOMER | SHEET NUMBER: 2 OF 2

FREE HANGING PLUG PARTS

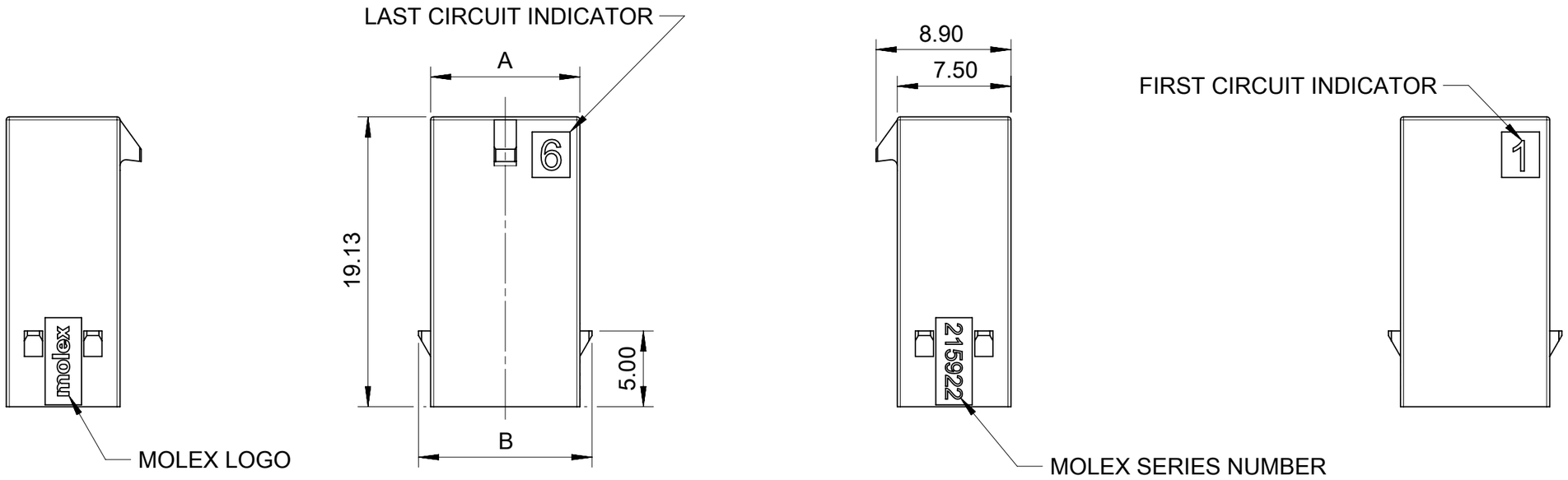

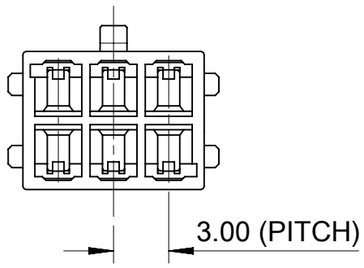

DIM'A'	DIM'B'	CKT SIZE
3.85	5.45	2
6.85	8.45	4
9.85	11.45	6
12.85	14.45	8
15.85	17.45	10
18.85	20.45	12
21.85	23.45	14
24.85	26.45	16
27.85	29.45	18
30.85	32.45	20
33.85	35.45	22
36.85	38.45	24

NOTES:
1. MATERIAL: PA66, 94V-0, COLOR : SEE TABLE IN SHEET 5
2. PRODUCT SPECIFICATION: 2159530000-PS.
3. PACKAGE SPECIFICATION: 2159220000-PK.
4. TO USE WITH TERMINAL OF 2015953-****.
5. TO USE WITH TPA OF 206462-****.
6. TO MATE WITH RECEPTACLE OF 206461-****.
7. PARTS CONFORM TO CLASS 'B' REQUIREMENTS OF COSMETIC SPECIFICATION PS-45499-002.

THIS DRAWING CONTAINS INFORMATION THAT IS PROPRIETARY TO MOLEX ELECTRONIC TECHNOLOGIES, LLC AND SHOULD NOT BE USED WITHOUT WRITTEN PERMISSION

FUNCTIONAL SYMBOLS: FA = 0, FC = 0, FD = 0
DIVISIONAL SYMBOLS

DIMENSION UNITS	SCALE
mm	1:1

GENERAL TOLERANCES (UNLESS SPECIFIED)

ANGULAR TOL	±	°
4 PLACES	±	
3 PLACES	±	
2 PLACES	±	0.2
1 PLACE	±	0.3
0 PLACES	±	

DRAFT WHERE APPLICABLE MUST REMAIN WITHIN DIMENSIONS

CURRENT REV DESC:

EC NO: 760703
DRWN: VENKAS5 2023/02/28
CHK'D: VENKAS5 2023/08/24
APPR: MRAMAKRISHNA 2023/08/24

INITIAL REVISION:
DRWN: GLLI 2021/01/29
APPR: XQZHANG 2021/11/15

THIRD ANGLE PROJECTION | DRAWING: A3-SIZE | SERIES: 215922

molex

PLUG HOUSING OF MICRO-FIT PLUS WTW DR POWER CONNECTOR

PRODUCT CUSTOMER DRAWING

DOCUMENT NUMBER	DOC TYPE	DOC PART	REVISION
2159220000-SD	PSD	000	B

MATERIAL NUMBER	CUSTOMER	SHEET NUMBER
	GENERAL MARKET	1 OF 6

DOCUMENT STATUS	P1	RELEASE DATE	2023/08/24 11:19:06

FORMAT: master-tb-prod-A3
REVISION: J1
DATE: 2021/05/01

FREE HANGING PLUG PARTS

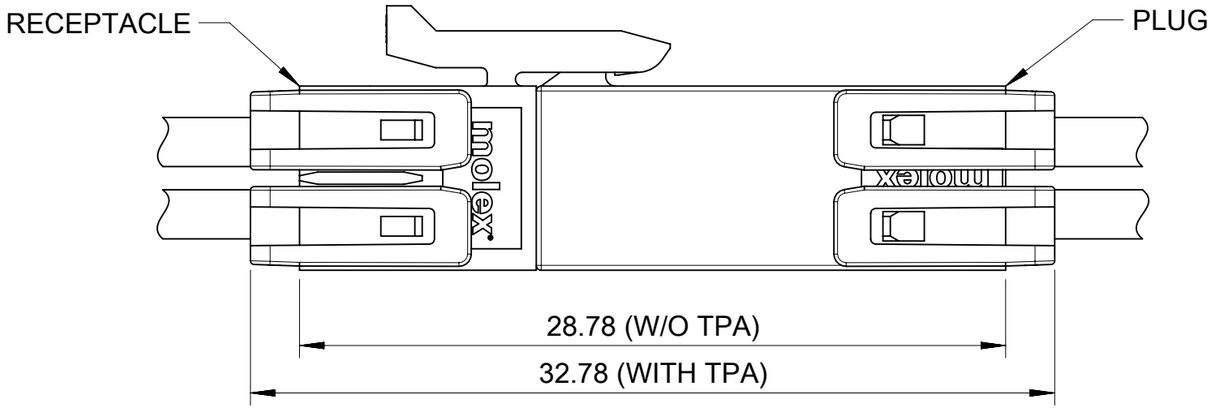

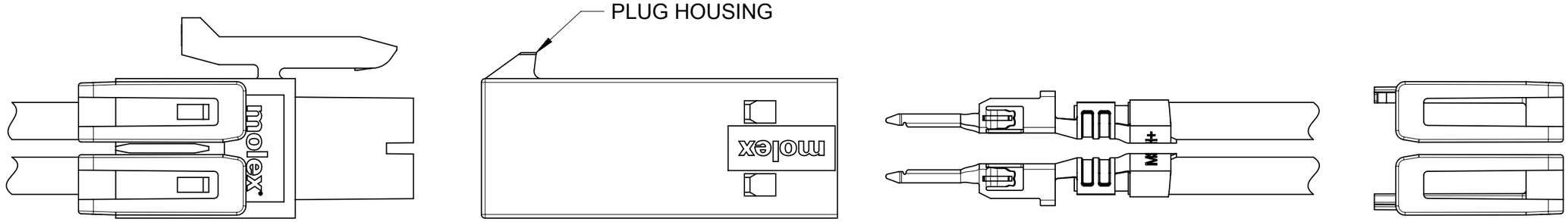

TERMINAL AND TPA ORIENTATION

DOCUMENT STATUS	P1	RELEASE DATE	2023/08/24 11:19:06

FORMAT: master-tb-prod-A3
REVISION: J1
DATE: 2021/05/01

FUNCTIONAL SYMBOLS: FA = 0, FC = 0, FP = 0

DIVISIONAL SYMBOLS

THIS DRAWING CONTAINS INFORMATION THAT IS PROPRIETARY TO MOLEX ELECTRONIC TECHNOLOGIES, LLC AND SHOULD NOT BE USED WITHOUT WRITTEN PERMISSION

DIMENSION UNITS	SCALE
mm	1:1

GENERAL TOLERANCES (UNLESS SPECIFIED)

ANGULAR TOL	±	°
4 PLACES	±	
3 PLACES	±	
2 PLACES	±	0.2
1 PLACE	±	0.3
0 PLACES	±	

DRAFT WHERE APPLICABLE MUST REMAIN WITHIN DIMENSIONS

CURRENT REV DESC:

EC NO: 760703
DRWN: VENKAS5 2023/02/28
CHK'D: VENKAS5 2023/08/24
APPR: MRAMAKRISHNA 2023/08/24

INITIAL REVISION:
DRWN: GLLI 2021/01/29
APPR: XQZHANG 2021/11/15

THIRD ANGLE PROJECTION | DRAWING: A3-SIZE | SERIES: 215922

molex

PLUG HOUSING OF MICRO-FIT PLUS WTW DR POWER CONNECTOR

PRODUCT CUSTOMER DRAWING

DOCUMENT NUMBER	DOC TYPE	DOC PART	REVISION
2159220000-SD	PSD	000	B

MATERIAL NUMBER	CUSTOMER	SHEET NUMBER
	GENERAL MARKET	2 OF 6

PANEL MOUNT PLUG PARTS

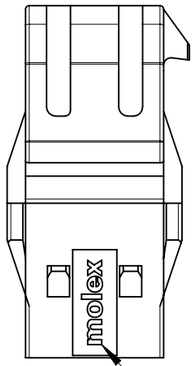

MOLEX LOGO

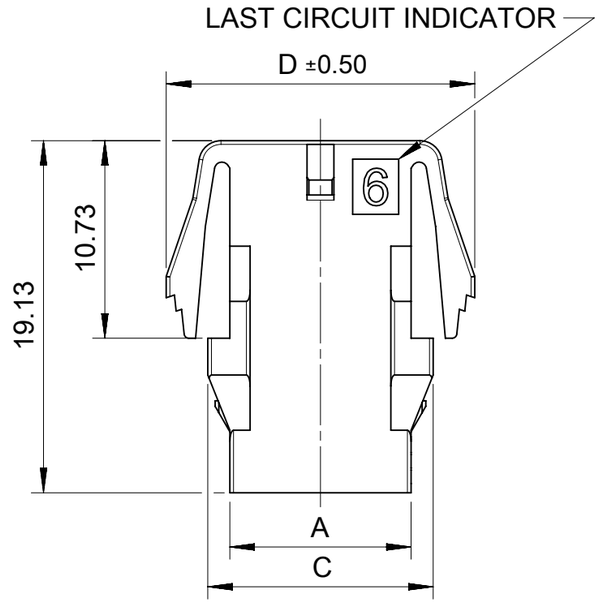

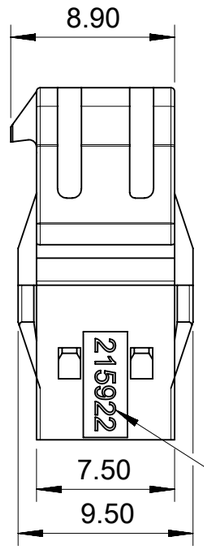

MOLEX SERIES NUMBER

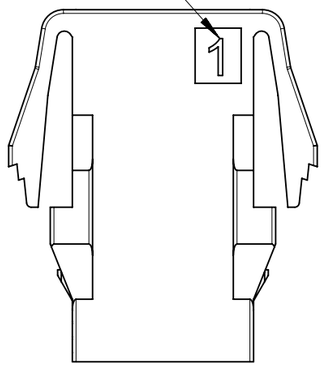

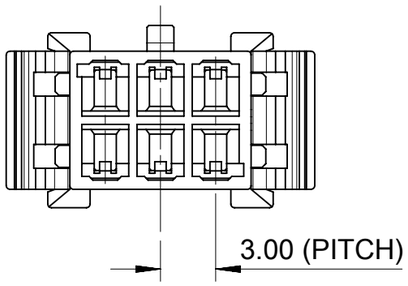

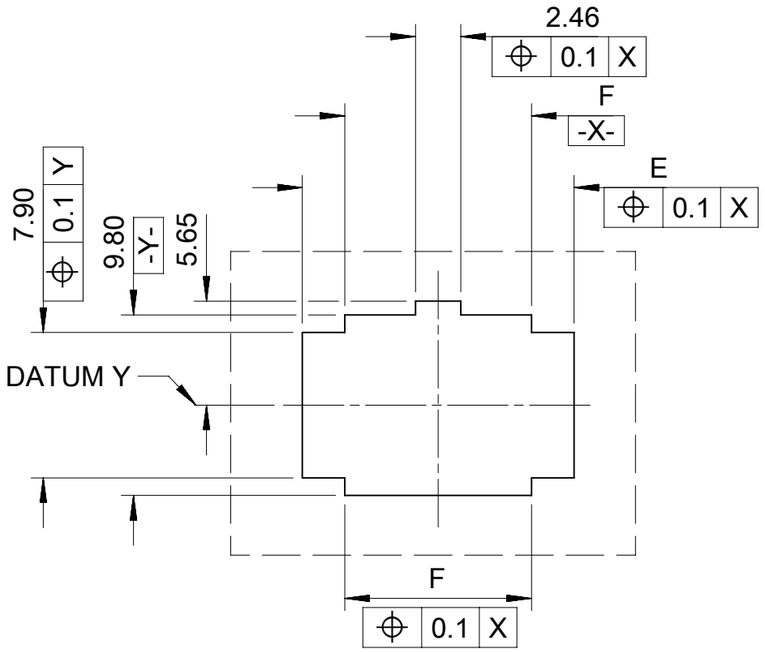

RECOMMENDED PANEL CUT OUT
(TOLERRANCE +/-0.05 THICKNESS=1.2~2.2MM)

DIM 'A'	DIM 'C'	DIM 'D'	DIM 'E'	DIM 'F'	CKT SIZE
3.85	6.25	10.77	8.77	4.15	2
6.85	9.25	13.77	11.77	7.15	4
9.85	12.25	16.77	14.77	10.15	6
12.85	15.25	19.77	17.77	13.15	8
15.85	18.25	22.77	20.77	16.15	10
18.85	21.25	25.77	23.77	19.15	12
21.85	24.25	28.77	26.77	22.15	14
24.85	27.25	31.77	29.77	25.15	16
27.85	30.25	34.77	32.77	28.15	18
30.85	33.25	37.77	35.77	31.15	20
33.85	36.25	40.77	38.77	34.15	22
36.85	39.25	43.77	41.77	37.15	24

THIS DRAWING CONTAINS INFORMATION THAT IS PROPRIETARY TO MOLEX ELECTRONIC TECHNOLOGIES, LLC AND SHOULD NOT BE USED WITHOUT WRITTEN PERMISSION

FUNCTIONAL SYMBOLS: F/A = 0, F/C = 0, F/D = 0

DIVISIONAL SYMBOLS

DIMENSION UNITS: mm
SCALE: 1:1

GENERAL TOLERANCES (UNLESS SPECIFIED)

ANGULAR TOL	±	°
4 PLACES	±	
3 PLACES	±	
2 PLACES	±	0.2
1 PLACE	±	0.3
0 PLACES	±	

DRAFT WHERE APPLICABLE MUST REMAIN WITHIN DIMENSIONS

CURRENT REV DESC:

EC NO: 760703
DRWN: VENKAS5 2023/02/28
CHK'D: VENKAS5 2023/08/24
APPR: MRAMAKRISHNA 2023/08/24

INITIAL REVISION:
DRWN: GLLI 2021/01/29
APPR: XQZHANG 2021/11/15

THIRD ANGLE PROJECTION | DRAWING: A3-SIZE | SERIES: 215922

molex

PLUG HOUSING OF MICRO-FIT PLUS WTW DR POWER CONNECTOR

PRODUCT CUSTOMER DRAWING

DOCUMENT NUMBER	DOC TYPE	DOC PART	REVISION
2159220000-SD	PSD	000	B

MATERIAL NUMBER	CUSTOMER	SHEET NUMBER
	GENERAL MARKET	3 OF 6

DOCUMENT STATUS	P1	RELEASE DATE	2023/08/24 11:19:06

FORMAT: master-tb-prod-A3
REVISION: J1
DATE: 2021/05/01

PANEL MOUNT PLUG PARTS

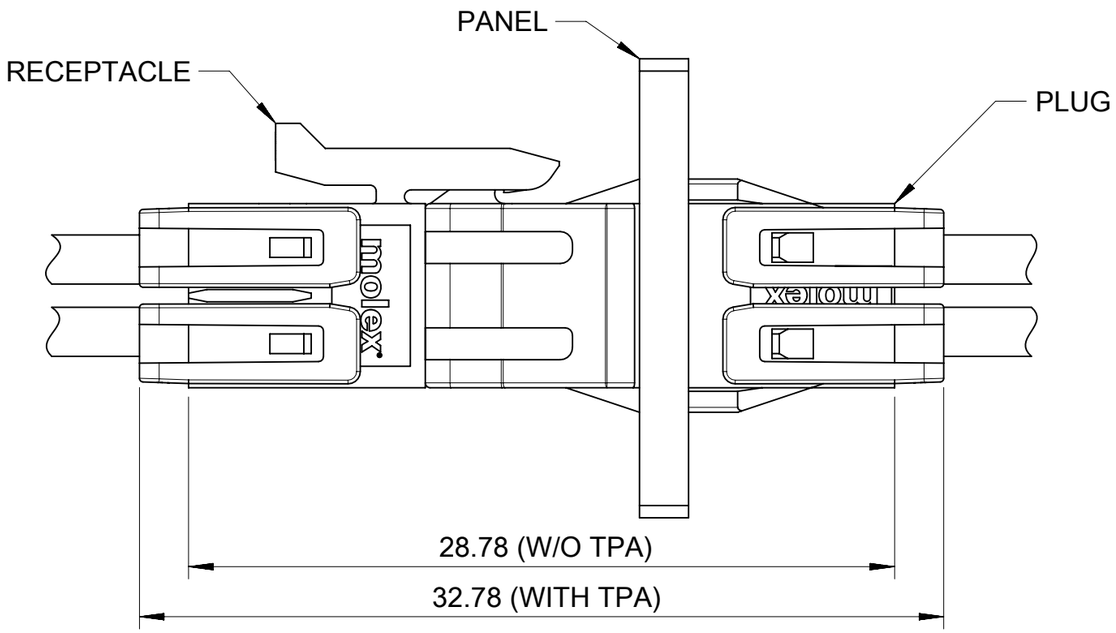

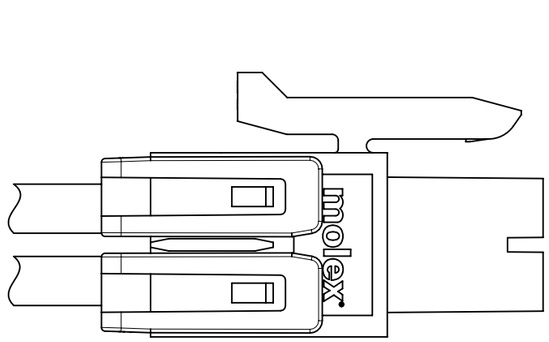

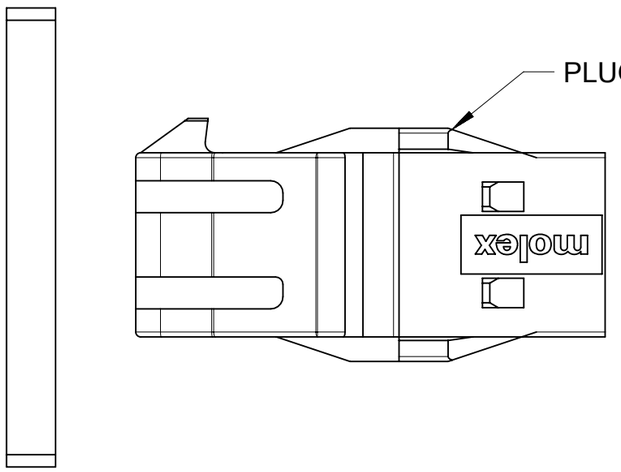

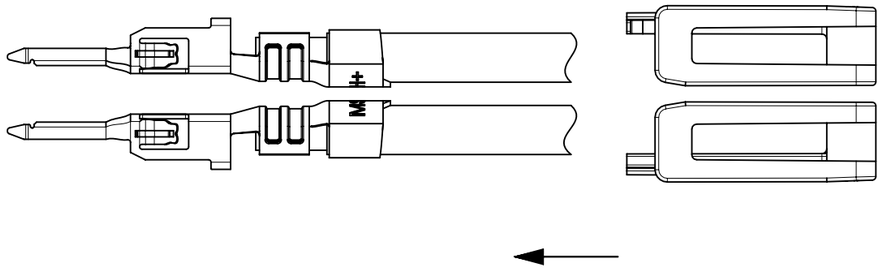

TERMINAL AND TPA ORIENTATION

FUNCTIONAL SYMBOLS	THIS DRAWING CONTAINS INFORMATION THAT IS PROPRIETARY TO MOLEX ELECTRONIC TECHNOLOGIES, LLC AND SHOULD NOT BE USED WITHOUT WRITTEN PERMISSION		
FA = 0	DIMENSION UNITS: mm	SCALE: 1:1	CURRENT REV DESC:
FC = 0	GENERAL TOLERANCES (UNLESS SPECIFIED)		
FP = 0	ANGULAR TOL ± °		EC NO: 760703
	4 PLACES ±		DRWN: VENKAS5 2023/02/28
DIVISIONAL SYMBOLS	3 PLACES ±		CHK'D: VENKAS5 2023/08/24
	2 PLACES ± 0.2		APPR: MRAMAKRISHNA 2023/08/24
	1 PLACE ± 0.3		INITIAL REVISION:
	0 PLACES ±		DRWN: GLLI 2021/01/29
	DRAFT WHERE APPLICABLE MUST REMAIN WITHIN DIMENSIONS		APPR: XQZHANG 2021/11/15

THIRD ANGLE PROJECTION	DRAWING	SERIES	
	A3-SIZE	215922	

molex

PLUG HOUSING OF MICRO-FIT PLUS WTW DR POWER CONNECTOR

PRODUCT CUSTOMER DRAWING

DOCUMENT NUMBER	DOC TYPE	DOC PART	REVISION
2159220000-SD	PSD	000	B

MATERIAL NUMBER	CUSTOMER	SHEET NUMBER
	GENERAL MARKET	4 OF 6

DOCUMENT STATUS	P1	RELEASE DATE	2023/08/24 11:19:06

FORMAT: master-tb-prod-A3
REVISION: J1
DATE: 2021/05/01

FREE HANGING			
PART NUMBER	CKT	POLARIZATION	COLOR
215922-0201	2	A	BLACK
215922-0211		B	NATURAL
215922-0221		C	RED
215922-0231		D	BLUE
215922-0241		E	YELLOW
215922-0401	4	A	BLACK
215922-0411		B	NATURAL
215922-0421		C	RED
215922-0431		D	BLUE
215922-0441		E	YELLOW
215922-0601	6	A	BLACK
215922-0611		B	NATURAL
215922-0621		C	RED
215922-0631		D	BLUE
215922-0641		E	YELLOW
215922-0801	8	A	BLACK
215922-0811		B	NATURAL
215922-0821		C	RED
215922-0831		D	BLUE
215922-0841		E	YELLOW
215922-1001	10	A	BLACK
215922-1011		B	NATURAL
215922-1021		C	RED
215922-1031		D	BLUE
215922-1041		E	YELLOW
215922-1201	12	A	BLACK
215922-1211		B	NATURAL
215922-1221		C	RED
215922-1231		D	BLUE
215922-1241		E	YELLOW
215922-1401	14	A	BLACK
215922-1601	16	A	BLACK
215922-1801	18	A	BLACK
215922-2001	20	A	BLACK
215922-2201	22	A	BLACK
215922-2401	24	A	BLACK

PANEL MOUNT			
PART NUMBER	CKT	POLARIZATION	COLOR
215922-0200	2	A	BLACK
2159220210		B	NATURAL
2159220220		C	RED
2159220230		D	BLUE
2159220240		E	YELLOW
215922-0400	4	A	BLACK
2159220410		B	NATURAL
2159220420		C	RED
2159220430		D	BLUE
2159220440		E	YELLOW
215922-0600	6	A	BLACK
2159220610		B	NATURAL
2159220620		C	RED
2159220630		D	BLUE
2159220640		E	YELLOW
215922-0800	8	A	BLACK
2159220810		B	NATURAL
2159220820		C	RED
2159220830		D	BLUE
2159220840		E	YELLOW
215922-1000	10	A	BLACK
2159221010		B	NATURAL
2159221020		C	RED
2159221030		D	BLUE
2159221040		E	YELLOW
215922-1200	12	A	BLACK
2159221210		B	NATURAL
2159221220		C	RED
2159221230		D	BLUE
2159221240		E	YELLOW
215922-1400	14	A	BLACK
215922-1600	16	A	BLACK
215922-1800	18	A	BLACK
215922-2000	20	A	BLACK
215922-2200	22	A	BLACK
215922-2400	24	A	BLACK

THIS DRAWING CONTAINS INFORMATION THAT IS PROPRIETARY TO MOLEX ELECTRONIC TECHNOLOGIES, LLC AND SHOULD NOT BE USED WITHOUT WRITTEN PERMISSION

FUNCTIONAL SYMBOLS: FA = 0, FC = 0, FD = 0

DIVISIONAL SYMBOLS

DIMENSION UNITS: mm
SCALE: 1:1

GENERAL TOLERANCES (UNLESS SPECIFIED)

ANGULAR TOL	±	°
4 PLACES	±	
3 PLACES	±	
2 PLACES	±	0.2
1 PLACE	±	0.3
0 PLACES	±	

DRAFT WHERE APPLICABLE MUST REMAIN WITHIN DIMENSIONS

CURRENT REV DESC:

EC NO: 760703
DRWN: VENKAS5 2023/02/28
CHK'D: VENKAS5 2023/08/24
APPR: MRAMAKRISHNA 2023/08/24

INITIAL REVISION:
DRWN: GLLI 2021/01/29
APPR: XQZHANG 2021/11/15

THIRD ANGLE PROJECTION
DRAWING: A3-SIZE
SERIES: 215922

molex

PLUG HOUSING OF MICRO-FIT PLUS WTW DR POWER CONNECTOR

PRODUCT CUSTOMER DRAWING

DOCUMENT NUMBER	DOC TYPE	DOC PART	REVISION
2159220000-SD	PSD	000	B

MATERIAL NUMBER	CUSTOMER	SHEET NUMBER
	GENERAL MARKET	5 OF 6

DOCUMENT STATUS	P1	RELEASE DATE	2023/08/24 11:19:06

FORMAT: master-tb-prod-A3
REVISION: J1
DATE: 2021/05/01

CKT	POLARIZATION "A"- BLACK	POLARIZATION "B" - NATURAL	POLARIZATION "C" - RED	POLARIZATION "D" - BLUE	POLARIZATION "E" - YELLOW
2	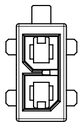	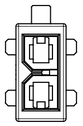	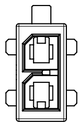	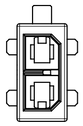	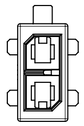
4	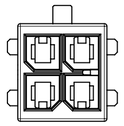	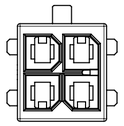	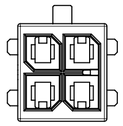	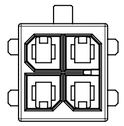	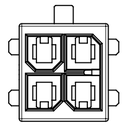
6	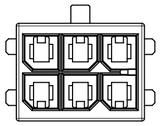	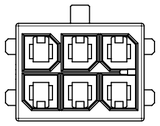	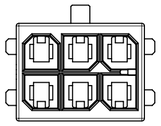	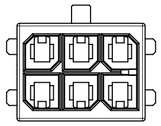	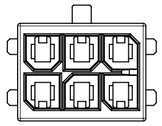
8	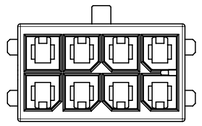	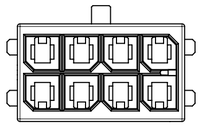	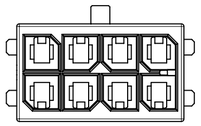	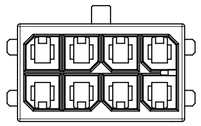	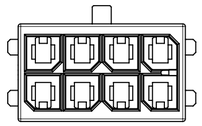
10	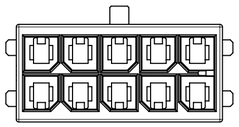	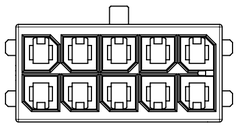	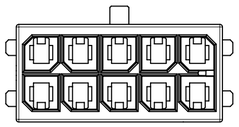	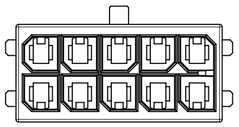	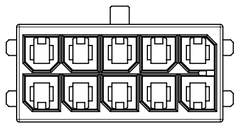
12	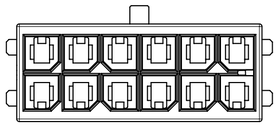	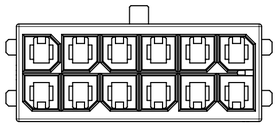	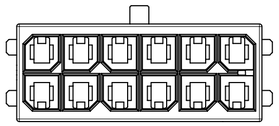	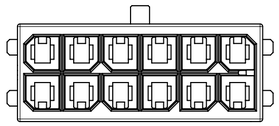	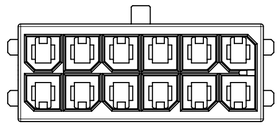

CKT	POLARIZATION "A"- BLACK
14	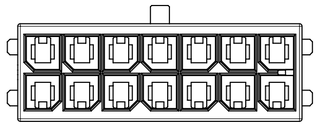
16	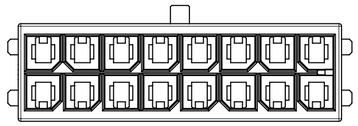
18	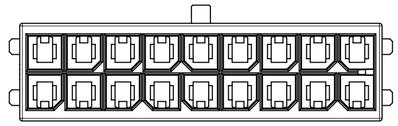
20	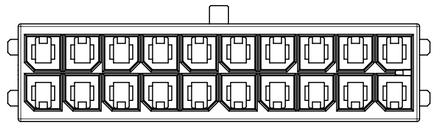
22	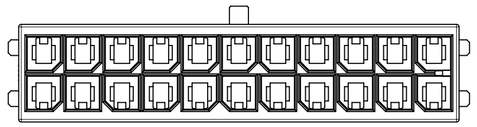
24	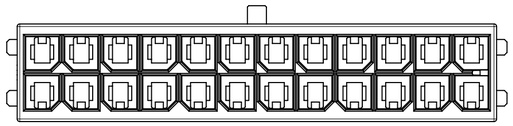

DOCUMENT STATUS	P1	RELEASE DATE	2023/03/06 08:44:47

THIS DRAWING CONTAINS INFORMATION THAT IS PROPRIETARY TO MOLEX ELECTRONIC TECHNOLOGIES, LLC AND SHOULD NOT BE USED WITHOUT WRITTEN PERMISSION

FUNCTIONAL SYMBOLS: EA = 0, EC = 0, EP = 0

DIVISIONAL SYMBOLS

DIMENSION UNITS: mm

SCALE: 3:1

GENERAL TOLERANCES (UNLESS SPECIFIED)

ANGULAR TOL	±	°
4 PLACES	±	
3 PLACES	±	
2 PLACES	±	0.2
1 PLACE	±	0.3
0 PLACES	±	

DRAFT WHERE APPLICABLE MUST REMAIN WITHIN DIMENSIONS

CURRENT REV DESC:

EC NO: 760703

DRWN:	VENKAS5	2023/02/28
CHK'D:	VENKAS5	2023/08/24
APPR:	MRAMAKRISHNA	2023/08/24

INITIAL REVISION:

DRWN:	GLLI	2021/01/29
APPR:	XQZHANG	2021/11/15

THIRD ANGLE PROJECTION

DRAWING: A2-SIZE

SERIES: 215922

molex

PLUG HOUSING OF MICRO-FIT PLUS WTW DR POWER CONNECTOR

PRODUCT CUSTOMER DRAWING

DOCUMENT NUMBER	DOC TYPE	DOC PART	REVISION
2159220000-SD	PSD	000	B

MATERIAL NUMBER	CUSTOMER	SHEET NUMBER
SEE CHART IN LAST SHEET	GENERAL MARKET	6 OF 6

FORMAT: master-tb-prod-A2
REVISION: J1
DATE: 2021/05/01