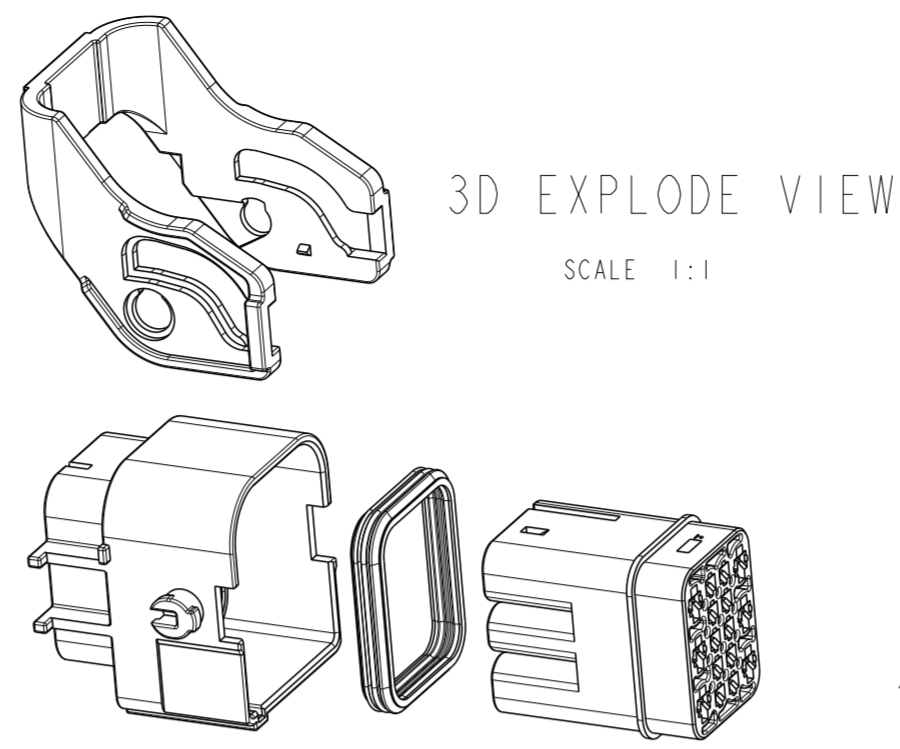
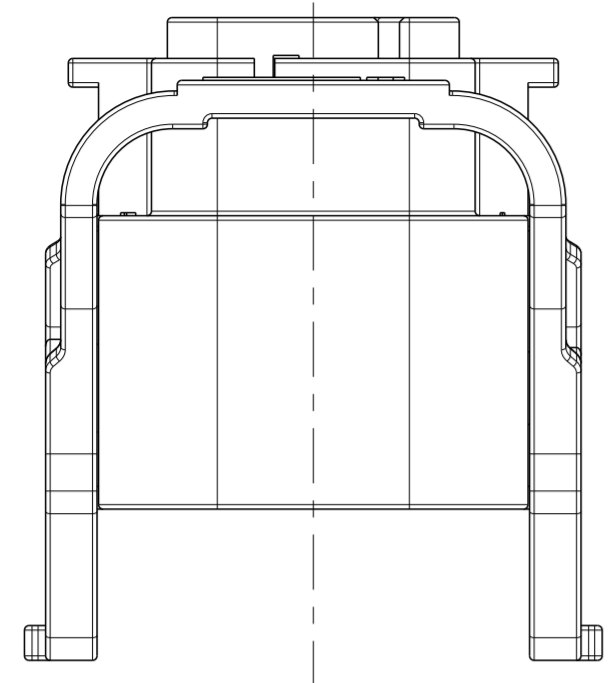
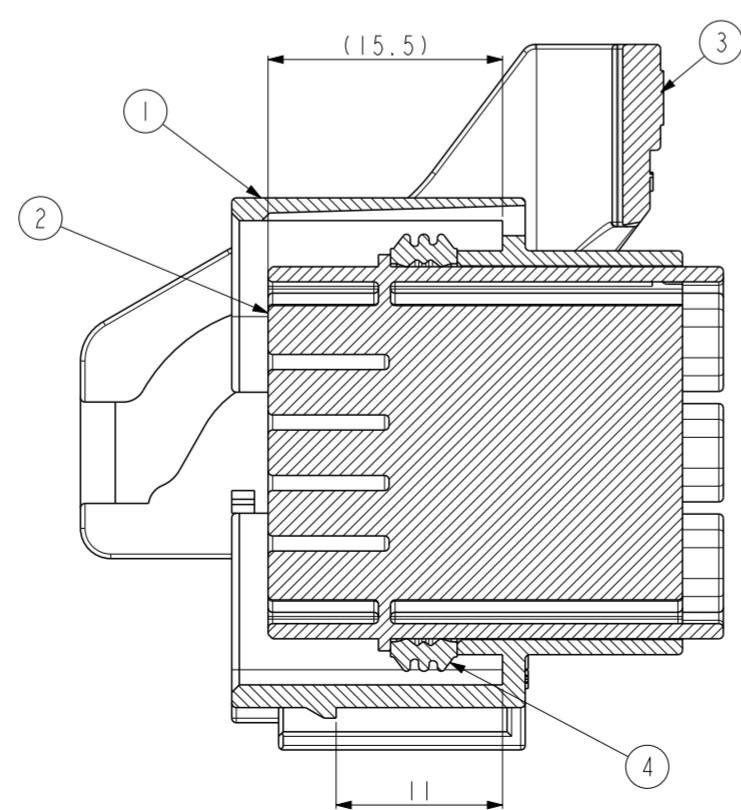
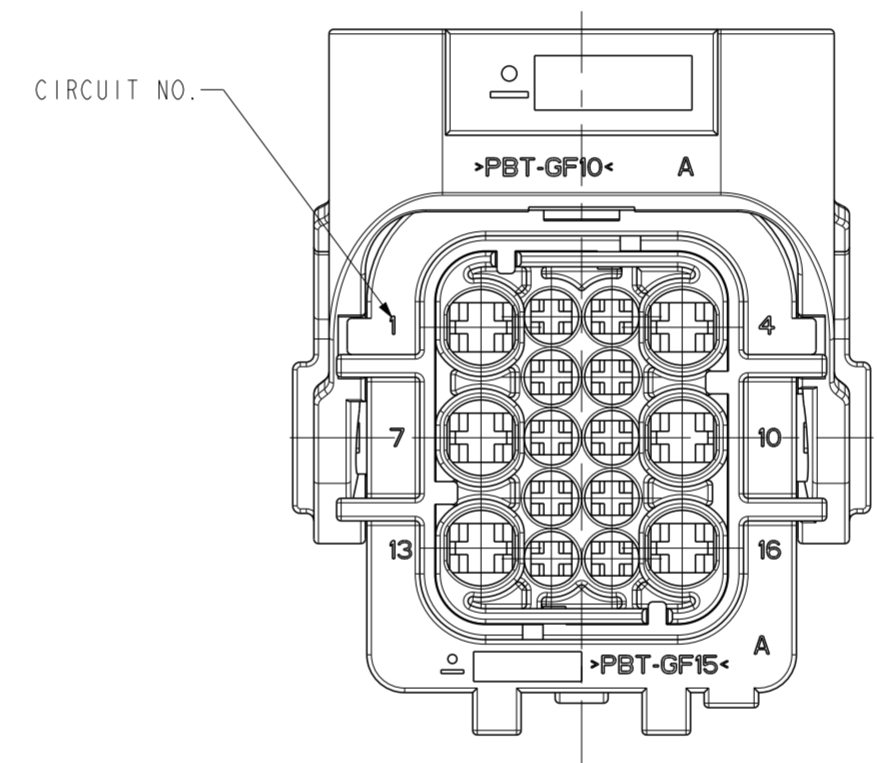
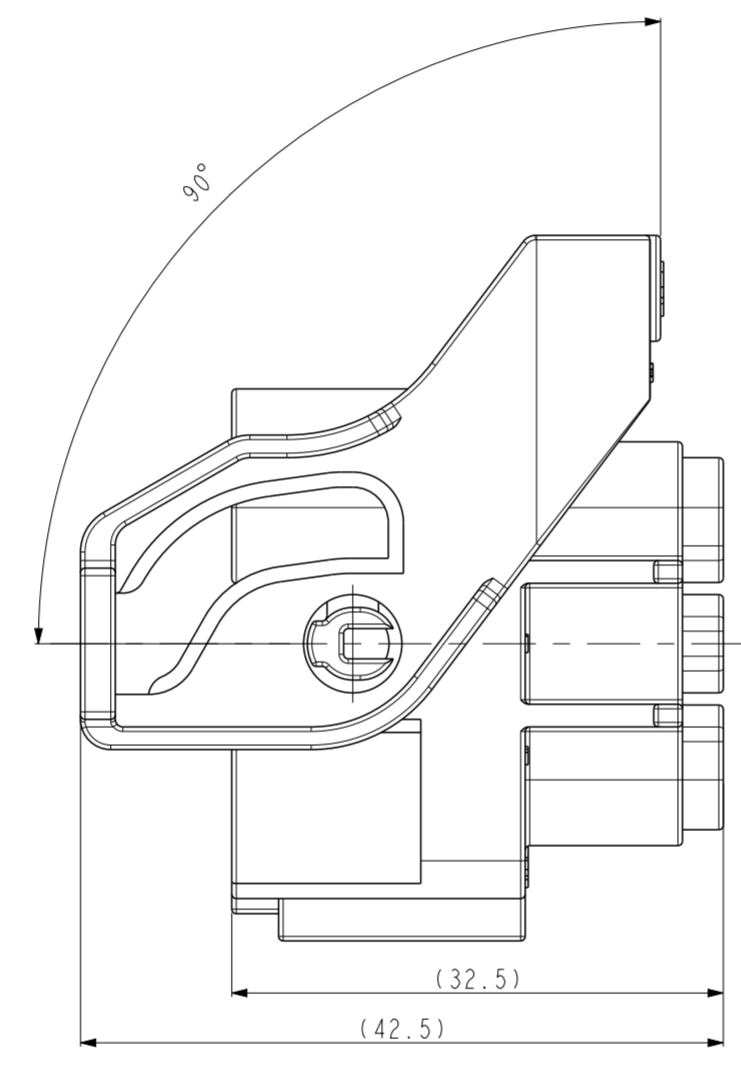
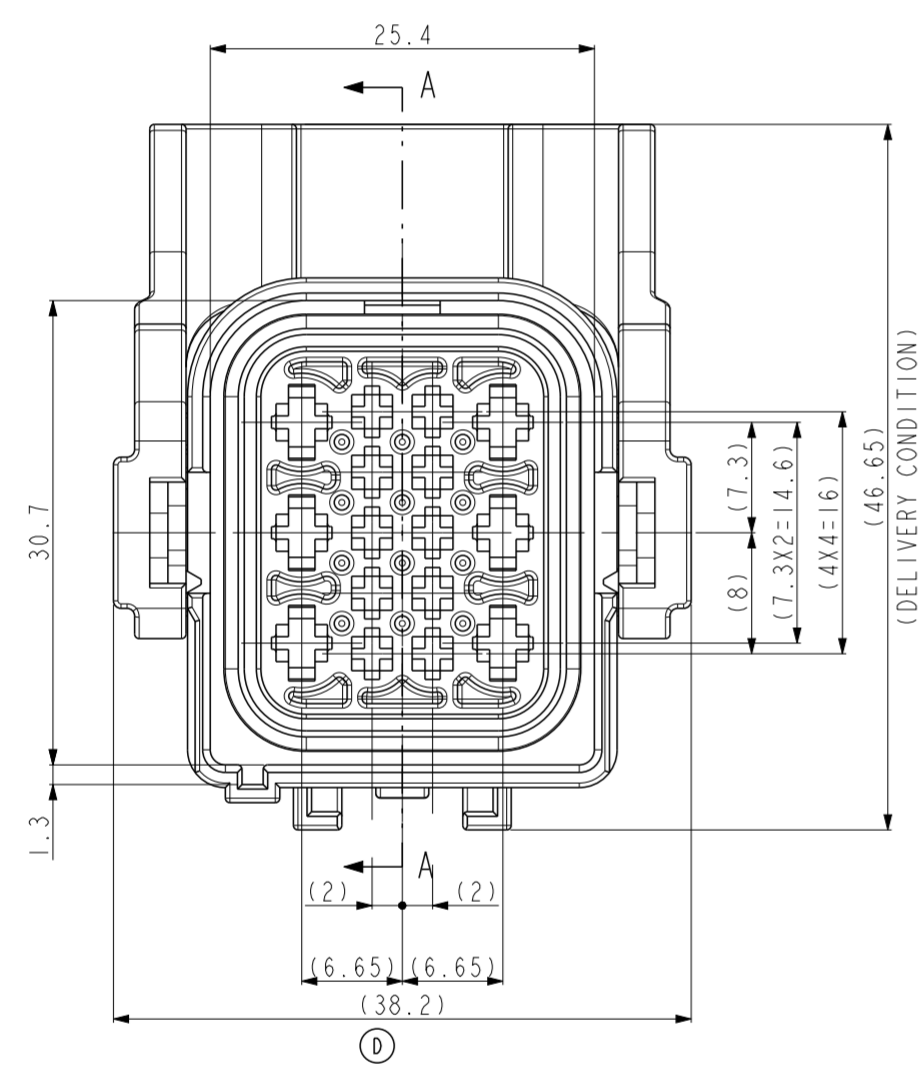
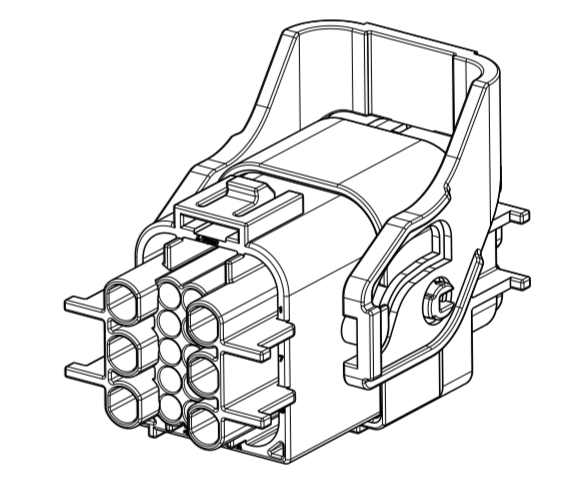
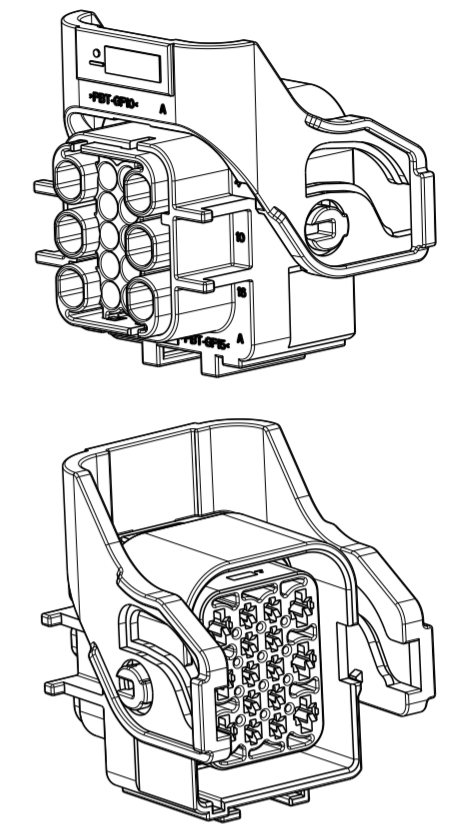


REVISIONS					
P	LTR	DESCRIPTION	DATE	DWN	APVD
C		REVISED (ECR-06-017870)	23/JUL/07	KT	JK
D		REVISED (ECR-16-009793)	08JUL2016	JM	JW
DI		REVISED (ECR-16-010603)	22JUL2016	JM	JW
E		REVISED (ECR-20-008293)	11JUN2020	SY	YJ



- NOTES
 1. GENERAL TOLERANCE : ±0.3, ±3°
 2. CONDITION OF DELIVERY
 3. APPLICABLE CAP P/N : X-1743354-X
 APPLICABLE WIRE COVER P/N : X-1743355-X
 4. APPLICABLE RECEPTACLE CONTACT P/N : TABLE 1
 5. APPLICABLE WIRE SEAL P/N : TABLE 2



<TABLE 1>

TYPE	PART NO.	WIRE SIZE(mm)	FINISH
MTII	0-962875-1	0.25-0.5	CuSn4
	0-962875-3		CuSn4(GOLD)
	0-962876-1	0.5-1.0	CuSn4
	0-962876-3		CuSn4(GOLD)
JPT	0-927770-3	0.5-0.85	CuSn4
	2-927770-1		CuSn(GOLD)
	0-927766-3	1.25-2.0	CuSn4
	2-927766-1		CuSn(GOLD)

<TABLE 2>

TYPE	PART NO.	WIRE INSULATION DIAMETER(mm)	COLOR
MTII	964971-1	1.2-1.6	RED
	963530-1	1.4-1.9	GRAY
	963531-1	CAVITY PLUG	WHITE
JPT	828904-1	1.2-2.1	BLUE
	828905-1	2.2-3.0	WHITE
	828922-1	CAVITY PLUG	NATURAL

NO	P/N	DESCRIPTION	MATERIAL	COLOR	Q'TY
4	1743834-1	INNER SEAL	SILICONE	RED ORANGE	1
3	1743353-3	LEVER HSG	PBT GF10	GRAY	1
2	1743352-3	MAIN BODY PLUG HSG	PBT GF15	GRAY	1
2	1743352-2	MAIN BODY PLUG HSG	PBT GF15	BLACK	1
1	1743351-2	FRONT PLUG HSG	PBT GF15	BLACK	1

THIS DRAWING IS A CONTROLLED DOCUMENT. DWN: JM JEON, CHK: -

DIMENSIONS: mm, TOLERANCES UNLESS OTHERWISE SPECIFIED: 0 PLC ±, 1 PLC ±, 2 PLC ±, 3 PLC ±, 4 PLC ±, ANGLES ±, FINISH -

APVD: JW JUNG, PRODUCT SPEC, APPLICATION SPEC, WEIGHT, CUSTOMER DRAWING

NAME: PLUG ASS'Y FOR MTII/JPT SEALED 16P

SIZE: A2, CAGE CODE: 00779, DRAWING NO: 1743350, RESTRICTED TO: -

SCALE: 1:1, SHEET: 1 OF 1, REV: E