

178325-5 ✓ ACTIVE

[Dynamic Series](#) | [Dynamic 3000 Series](#)


TE Internal #: 178325-5

PCB Mount Header, Vertical, Wire-to-Board, 10 Position, 3.81 mm [.15 in] Centerline, Fully Shrouded, Tin, Through Hole - Solder, Dynamic 3000 Series

[View on TE.com >](#)



Connectors > PCB Connectors > PCB Headers & Receptacles > Header Assembly: Wire-to-Board, 15A, gold or tin plated



PCB Connector Assembly Type: **PCB Mount Header**

PCB Mount Orientation: **Vertical**

Connector System: **Wire-to-Board**

Number of Positions: **10**

Number of Rows: **2**

[All Header Assembly: Wire-to-Board, 15A, gold or tin plated \(120\)](#)

## Features

### Electrical Characteristics

Operating Voltage	250 VDC
-------------------	---------

### Dimensions

Row-to-Row Spacing	5.08 mm[.2 in]
--------------------	----------------

### Mechanical Attachment

Mating Retention	With
PCB Mount Retention Type	Retention Leg
Mating Alignment Type	Polarization
PCB Mount Retention	With
PCB Mount Alignment	Without
Connector Mounting Type	Board Mount
Mating Alignment	With

### Termination Features



Termination Post & Tail Length	3.8 mm[.149 in]
Termination Method to PCB	Through Hole - Solder

### Contact Features

Contact Shape & Form	Rectangular
Contact Underplating Material	Nickel
Contact Layout	Matrix
Contact Base Material	Copper Alloy
PCB Contact Termination Area Plating Material	Tin
Contact Mating Area Plating Material Finish	Matte
Contact Mating Area Plating Material Thickness	2 $\mu\text{m}$ [80 $\mu\text{in}$ ]
Contact Mating Area Plating Material	Tin
Contact Type	Tab
Contact Current Rating (Max)	15 A

### Housing Features

Housing Material	Polyester GF
Centerline (Pitch)	3.81 mm[.15 in]

### Product Type Features

PCB Connector Assembly Type	PCB Mount Header
Connector System	Wire-to-Board
Header Type	Fully Shrouded
Sealable	No
Connector & Contact Terminates To	Printed Circuit Board

### Configuration Features

PCB Mount Orientation	Vertical
Number of Positions	10
Number of Rows	2

### Body Features

Primary Product Color	Black
-----------------------	-------

### Usage Conditions

Operating Temperature Range	-55 – 105 $^{\circ}\text{C}$ [-67 – 221 $^{\circ}\text{F}$ ]
-----------------------------	--

### Operation/Application

Circuit Application	Power & Signal
---------------------	----------------



### Industry Standards

UL Flammability Rating	UL 94V-0
------------------------	----------

### Packaging Features

Packaging Method	Tube, Box
------------------	-----------

### Other

EU RoHS Compliance	Compliant
EU ELV Compliance	Compliant

### Product Compliance

[For compliance documentation, visit the product page on TE.com>](#)

EU RoHS Directive 2011/65/EU	Compliant
EU ELV Directive 2000/53/EC	Compliant
China RoHS 2 Directive MIIT Order No 32, 2016	No Restricted Materials Above Threshold
EU REACH Regulation (EC) No. 1907/2006	Current ECHA Candidate List: JUNE 2024 (241) Candidate List Declared Against: JUNE 2024 (241) Does not contain REACH SVHC
Halogen Content	Not Low Halogen - contains Br or Cl > 900 ppm.
Solder Process Capability	Wave solder capable to 265°C

#### Product Compliance Disclaimer

This information is provided based on reasonable inquiry of our suppliers and represents our current actual knowledge based on the information they provided. This information is subject to change. The part numbers that TE has identified as EU RoHS compliant have a maximum concentration of 0.1% by weight in homogenous materials for lead, hexavalent chromium, mercury, PBB, PBDE, DBP, BBP, DEHP, DIBP, and 0.01% for cadmium, or qualify for an exemption to these limits as defined in the Annexes of Directive 2011/65/EU (RoHS2). Finished electrical and electronic equipment products will be CE marked as required by Directive 2011/65/EU. Components may not be CE marked. Additionally, the part numbers that TE has identified as EU ELV compliant have a maximum concentration of 0.1% by weight in homogenous materials for lead, hexavalent chromium, and mercury, and 0.01% for cadmium, or qualify for an exemption to these limits as defined in the Annexes of Directive 2000/53/EC (ELV). Regarding the REACH Regulation, the information TE provides on SVHC in articles for this part number is based on the latest European Chemicals Agency (ECHA) 'Guidance on requirements for substances in articles' posted at this URL: <https://echa.europa.eu/guidance-documents/guidance-on-reach>

### Compatible Parts



TE Part # 178289-5  
3.81 DYNAMIC REC HSG 10P D--D

### Also in the Series | Dynamic 3000 Series




Connector Contacts(94)




Connector Hardware(8)



Insertion & Extraction Tools(2)




PCB Headers & Receptacles(282)



PCB Terminal Blocks(37)



Power Contacts(94)



Wire-to-Board Headers & Receptacles (282)

### Customers Also Bought



TE Part #CAT-D9934-A75E  
Header Assembly: Wire-to-Board, 15A, gold or tin plated



TE Part #CAT-D9934-A75F  
DYNAMIC 3200 HDR ASSY



TE Part #171825-9  
9P EIS POST HDR VERTICAL



TE Part #7-1415537-6  
SR6B6K12



TE Part #2357739-1  
16G,05FH,REC,220PIN,4H,Hard Tray



## Documents

### Product Drawings

[DYNAMIC D3100D HDR V 10P ASSY SN](#)

Japanese

---

### CAD Files

#### 3D PDF

English

#### Customer View Model

[ENG\\_CVM\\_178325-5\\_E.2d\\_dxf.zip](#)

English

#### Customer View Model

[ENG\\_CVM\\_178325-5\\_E.3d\\_igs.zip](#)

English

#### Customer View Model

[ENG\\_CVM\\_178325-5\\_E.3d\\_stp.zip](#)

English

By downloading the CAD file I accept and agree to the [Terms and Conditions](#) of use.

---

### Product Specifications

#### Product Specification

English

---

### Agency Approvals

#### TUV Certificate

English