

87456-3 ✓ ACTIVE

AMPMODU | AMPMODU IV/V

TE Internal #: 87456-3


Housing, Receptacle, Wire-to-Board, 8 Position, .1 in [2.54 mm]

Centerline, Crimp, 2 Row, Black, Wire & Cable, Signal, AMPMODU IV/V

[View on TE.com >](#)



Connectors > PCB Connectors > Wire-to-Board Connectors > Wire-to-Board Connector Assemblies & Housings



Connector Product Type: **Housing**

Connector & Housing Type: **Receptacle**

Connector System: **Wire-to-Board**

Number of Positions: **8**

Centerline (Pitch): **2.54 mm [.1 in]**

Features

Product Type Features

| | |
|-----------------------------------|---------------|
| Connector Product Type | Housing |
| Connector & Housing Type | Receptacle |
| Connector System | Wire-to-Board |
| Connector & Contact Terminates To | Wire & Cable |

Configuration Features

| | |
|---------------------|---|
| Number of Positions | 8 |
| Number of Rows | 2 |

Electrical Characteristics

| | |
|---------------------------------------|---------|
| Termination Resistance | 12 mΩ |
| Insulation Resistance | 5000 MΩ |
| Dielectric Withstanding Voltage (Max) | 750 V |
| Operating Voltage | 250 VAC |

Body Features

| | |
|-----------------------|-------|
| Primary Product Color | Black |
|-----------------------|-------|

Contact Features

| | |
|------------------------------|------------------|
| Contact Type | Socket |
| Contact Base Material | Beryllium Copper |
| Contact Current Rating (Max) | 3 A |

Termination Features

| | |
|------------------------------------|-------|
| Termination Method to Wire & Cable | Crimp |
|------------------------------------|-------|

Mechanical Attachment

| | |
|------------------|---------|
| Strain Relief | Without |
| Mating Retention | Without |

Housing Features

| | |
|-----------------------------|------------------|
| Housing Entry Configuration | Both Ends Closed |
| Housing Material | Nylon - GF |
| Centerline (Pitch) | 2.54 mm[.1 in] |

Dimensions

| | |
|--------------------|------------------|
| Connector Length | 10.29 mm[.41 in] |
| Connector Height | 6.1 mm[.24 in] |
| Row-to-Row Spacing | 2.54 mm[.1 in] |

Usage Conditions

| | |
|-----------------------------|----------------------------|
| Operating Temperature Range | -65 – 105 °C[-85 – 221 °F] |
|-----------------------------|----------------------------|

Operation/Application

| | |
|---------------------|--------|
| Circuit Application | Signal |
|---------------------|--------|

Industry Standards

| | |
|------------------------|-------------------------------|
| Glow Wire Rating | Standard Part - Not Glow Wire |
| Approved Standards | CSA LR7189, UL E28476 |
| UL Flammability Rating | UL 94V-0 |

Packaging Features

| | |
|--------------------|---------|
| Packaging Quantity | 1 |
| Packaging Method | Package |

Other

| | |
|---------------------------------|--|
| Discrete Wire Connector Comment | Contact Extraction/Lance Reset Tool No. 843996-3., No marking on this part number., Strain reliefs are available and |
|---------------------------------|--|

may be purchased separately.

Product Compliance





[For compliance documentation, visit the product page on TE.com>](#)

| | |
|---|---|
| EU RoHS Directive 2011/65/EU | Compliant |
| EU ELV Directive 2000/53/EC | Compliant |
| China RoHS 2 Directive MIIT Order No 32, 2016 | No Restricted Materials Above Threshold |
| EU REACH Regulation (EC) No. 1907/2006 | Current ECHA Candidate List: JUNE 2023 (235) Candidate List Declared Against: JUNE 2023 (235) Does not contain REACH SVHC |
| Halogen Content | BFR/CFR/PVC Free, but Br/Cl >900 ppm in other sources. |
| Solder Process Capability | Not applicable for solder process capability |

Product Compliance Disclaimer

This information is provided based on reasonable inquiry of our suppliers and represents our current actual knowledge based on the information they provided. This information is subject to change. The part numbers that TE has identified as EU RoHS compliant have a maximum concentration of 0.1% by weight in homogenous materials for lead, hexavalent chromium, mercury, PBB, PBDE, DBP, BBP, DEHP, DIBP, and 0.01% for cadmium, or qualify for an exemption to these limits as defined in the Annexes of Directive 2011/65/EU (RoHS2). Finished electrical and electronic equipment products will be CE marked as required by Directive 2011/65/EU. Components may not be CE marked. Additionally, the part numbers that TE has identified as EU ELV compliant have a maximum concentration of 0.1% by weight in homogenous materials for lead, hexavalent chromium, and mercury, and 0.01% for cadmium, or qualify for an exemption to these limits as defined in the Annexes of Directive 2000/53/EC (ELV). Regarding the REACH Regulation, the information TE provides on SVHC in articles for this part number is based on the latest European Chemicals Agency (ECHA) 'Guidance on requirements for substances in articles' posted at this URL: <https://echa.europa.eu/guidance-documents/guidance-on-reach>

Compatible Parts

| | | | |
|--|--|---|--|
|  <p>TE Part # 87227-4 08 MODII HDR DRST UNSHRD .100</p> |  <p>TE Part # 8-87589-5 08 MODII HDR DRST SHRD .100CL</p> |  <p>TE Part # 5-103168-2 08 MODII HDR DRST SHRD .100CL</p> |  <p>TE Part # 87215-1 08 MODII HDR DRST UNSHRD .100</p> |
|--|--|---|--|




TE Part # 5-102618-2
08 MODII HDR DRST SHRD .100CL



TE Part # 87666-2
MOD IV RECP PLTD 30 SEL



TE Part # 6-87756-7
MOD IV REC STP INT'L SPEC REEL



TE Part # 87756-6
MOD IV RECP PLTD SN



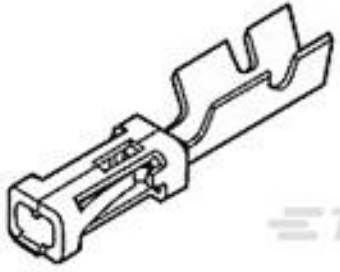
TE Part # 2-87195-4
MOD IV RECP PLTE 15 DPLX



TE Part # 87809-1
MOD V RECP PLTD 30 AU



TE Part # 87309-9
MOD V RECP PLTD 30 AU



TE Part # 102917-5
MOD IV RECP PLTD 15 SEL



TE Part # 87523-5
MOD IV RECP PLTD SN



TE Part # 102548-5
MOD IV RECP PLTD 30 SEL



TE Part # 87309-8
MOD V RECP PLTD SN



TE Part # 2-87523-3
MOD IV RECP PLTD 15 DPLX



TE Part # 5-103171-4
MOD IV RECP PLTD 30 DPLX LF



TE Part # 85969-8
MOD IV RECP PLTD 30 SEL




TE Part # 87666-3
MOD IV RECP PLTD SN




TE Part # 5-103169-2
08 MODII HDR DRST SHRD .100CL


Also in the Series | AMPMODU IV/V




Automotive Housings(2)



Backplane Connector Housings(1)




Board-to-Board Connector Contacts(6)



Connector Strain Relief(3)




Insertion & Extraction Tools(4)




PCB Connector Covers(18)



PCB Connector Keying(6)



PCB Connector Mounting(1)



PCB Headers & Receptacles(934)



PCB Latches, Locks & Retainers(7)



Rectangular Connector Housings(5)



Standard Rectangular Connectors(8)



Wire-to-Board Connector Assemblies & Housings(447)



Wire-to-Board Connector Contacts (322)

Customers Also Bought




TE Part #6609103-6
PMOS0DH60=C1239



TE Part #4-1609154-9
PE0S0SMXE=C7103




TE Part #5-103960-5
4X6 MTE RCPT SR LATCH .100CL




TE Part #87499-7
04 MODIV HSG SR MRKD .100CL



TE Part #87499-4
02 MODIV HSG COMP SR .100CL



TE Part #87631-3
08 MODIV HSG COMP DR .100 POL



TE Part #87456-5
10 MODIV HSG COMP DR .100CL



TE Part #87499-3
02 MODIV HSG SR MRKD .100CL



Documents

CAD Files

3D PDF

English

Customer View Model

[ENG_CVM_87456-3_P.2d_dxf.zip](#)

English

Customer View Model

[ENG_CVM_87456-3_P.3d_igs.zip](#)

English

Customer View Model

[ENG_CVM_87456-3_P.3d_stp.zip](#)

English

By downloading the CAD file I accept and agree to the [Terms and Conditions](#) of use.

Datasheets & Catalog Pages

[AMPMODU_INTERCONNECTION_SYSTEM_SECTION5_CONT](#)

English

Product Specifications

[Product Specification](#)

English

Product Environmental Compliance

[TE Material Declaration](#)

English

Agency Approvals

[UL](#)

English