

1217150-1 ✓ ACTIVE

FASTIN-FASTON | FASTIN-FASTON 187

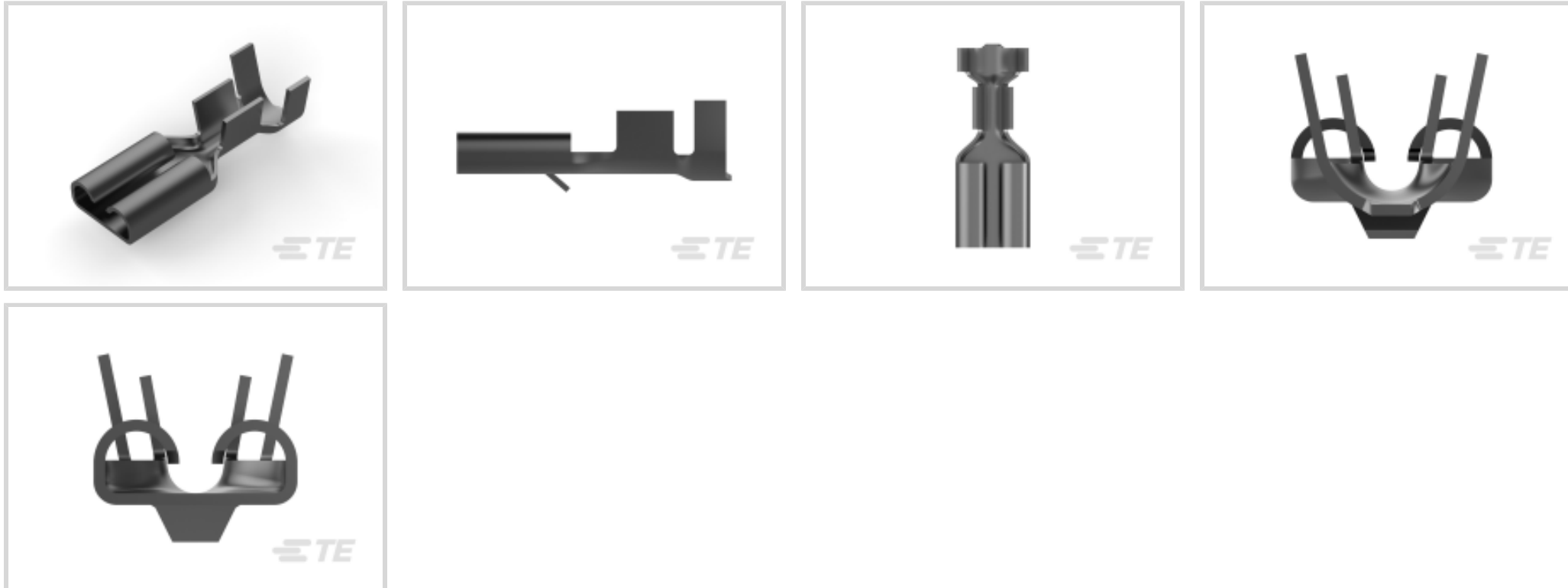
TE Internal #: 1217150-1

Quick Disconnect Receptacle, 18 – 14 AWG, .82 – 2.08 mm² Wire, 4.75 mm [.187 in] Tab Width, Straight, Brass, Tin Plating, FASTIN-FASTON 187

[View on TE.com >](#)



Terminals & Splices > Quick Disconnects



Quick Disconnect Terminal Type: **Receptacle**

Wire Size: **.82 – 2.08 mm²**

Mating Tab Width: **4.75 mm [.187 in]**

Mating Tab Thickness: **.51 mm [.02 in]**

Features

Termination Features

Product Terminates To	Wire & Cable
-----------------------	--------------

Configuration Features

Compatible With Wire & Cable Type	Discrete Wire
Connection Capacity	Single

Mechanical Attachment

Wire Insulation Support	With
Mating Retention Type	Locking Lance

Packaging Features

Packaging Quantity	20000
Packaging Method	Strip/Reel

Dimensions

Product Length	14.99 mm[.6 in]
Compatible Insulation Diameter Range	2.79 – 4.06 mm[.11 – .16 in]
Terminal Material Thickness	.33 mm[.013 in]



Wire Size	.82 – 2.08 mm ²
-----------	----------------------------

Product Type Features

Insertion Force	Normal
-----------------	--------

Contact Features

Quick Disconnect Terminal Type	Receptacle
--------------------------------	------------

Mating Tab Width	4.75 mm [.187 in]
------------------	-------------------

Mating Tab Thickness	.51 mm [.02 in]
----------------------	-----------------

Terminal Orientation	Straight
----------------------	----------

Contact Base Material	Brass
-----------------------	-------

Terminal Plating Material	Tin
---------------------------	-----

Crimp Type	F-Crimp
------------	---------

Barrel Type	Open
-------------	------

Usage Conditions

Insulation Option	Uninsulated
-------------------	-------------

Operating Temperature Range	-40 – 110 °C [-40 – 230 °F]
-----------------------------	-----------------------------

Other

EU RoHS Compliance	Compliant
--------------------	-----------

EU ELV Compliance	Compliant
-------------------	-----------

Product Compliance

[For compliance documentation, visit the product page on TE.com>](#)

EU RoHS Directive 2011/65/EU	Compliant
------------------------------	-----------

EU ELV Directive 2000/53/EC	Compliant
-----------------------------	-----------

China RoHS 2 Directive MIIT Order No 32, 2016	No Restricted Materials Above Threshold
---	---

EU REACH Regulation (EC) No. 1907/2006	Current ECHA Candidate List: JUNE 2024 (241) Candidate List Declared Against: JUNE 2024 (241) Does not contain REACH SVHC
--	---

Halogen Content	Low Halogen - Br, Cl, F, I < 900 ppm per homogenous material. Also BFR/CFR/PVC Free
-----------------	---

Solder Process Capability	Not applicable for solder process capability
---------------------------	--

Product Compliance Disclaimer


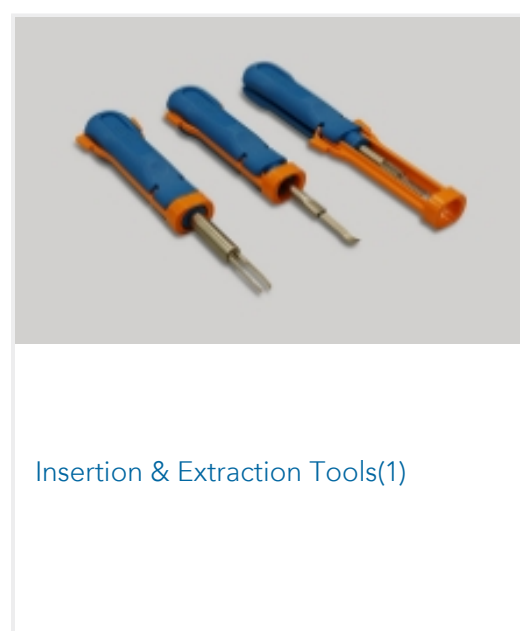
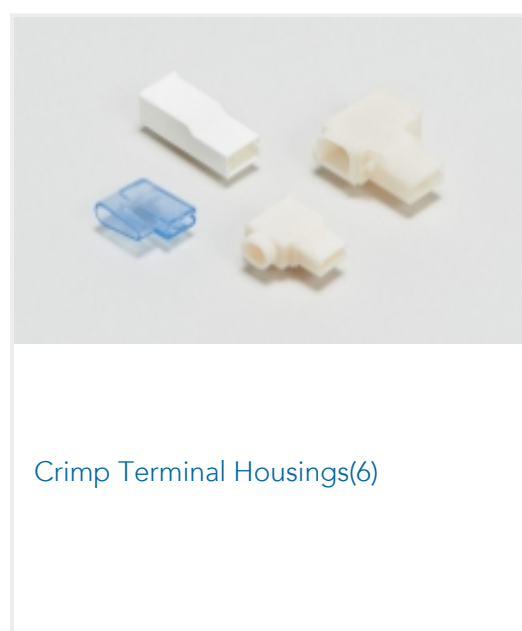


This information is provided based on reasonable inquiry of our suppliers and represents our current actual knowledge based on the information they provided. This information is subject to change. The part numbers that TE has identified as EU RoHS compliant have a maximum concentration of 0.1% by weight in homogenous materials for lead, hexavalent chromium, mercury, PBB, PBDE, DBP, BBP, DEHP, DIBP, and 0.01% for cadmium, or qualify for an exemption to these limits as defined in the Annexes of Directive 2011/65/EU (RoHS2). Finished electrical and electronic equipment products will be CE marked as required by Directive 2011/65/EU. Components may not be CE marked. Additionally, the part numbers that TE has identified as EU ELV compliant have a maximum concentration of 0.1% by weight in homogenous materials for lead, hexavalent chromium, and mercury, and 0.01% for cadmium, or qualify for an exemption to these limits as defined in the Annexes of Directive 2000/53/EC (ELV). Regarding the REACH Regulation, the information TE provides on SVHC in articles for this part number is based on the latest European Chemicals Agency (ECHA) 'Guidance on requirements for substances in articles' posted at this URL: <https://echa.europa.eu/guidance-documents/guidance-on-reach>

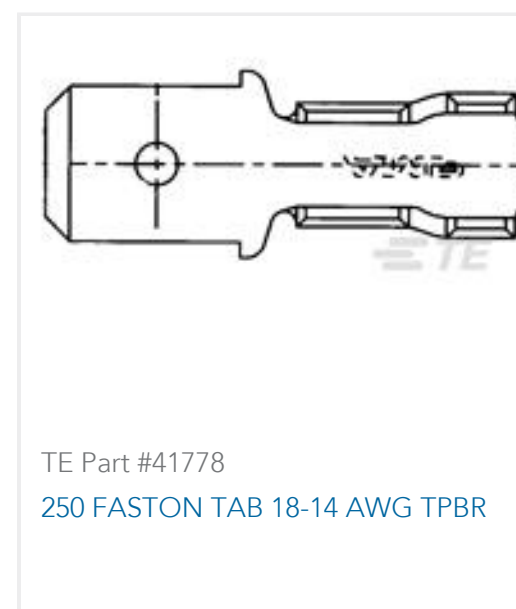
Compatible Parts



Also in the Series | FASTIN-FASTON 187



Customers Also Bought



Documents

Product Drawings

[FF 187 REC 18-14AWG TPBR](#)

English

CAD Files

[3D PDF](#)

3D

Customer View Model

[ENG_CVM_CVM_1217150-1_C_c-1217150-1-c.2d_dxf.zip](#)

English

Customer View Model

[ENG_CVM_CVM_1217150-1_C_c-1217150-1-c.3d_igs.zip](#)

English

Customer View Model

[ENG_CVM_CVM_1217150-1_C_c-1217150-1-c.3d_stp.zip](#)

English

By downloading the CAD file I accept and agree to the [Terms and Conditions](#) of use.

Product Specifications

[Application Specification](#)

English

[FASTIN-FASTON 110, 187, 205 And 312 Series Receptacle Contacts](#)

English