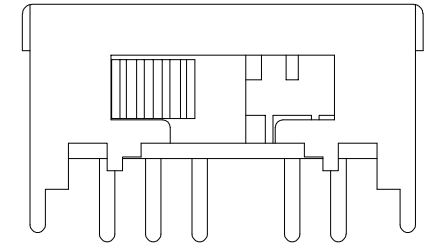


PCB REFERENCE DIAGRAM
TOLERANCE:±0.05



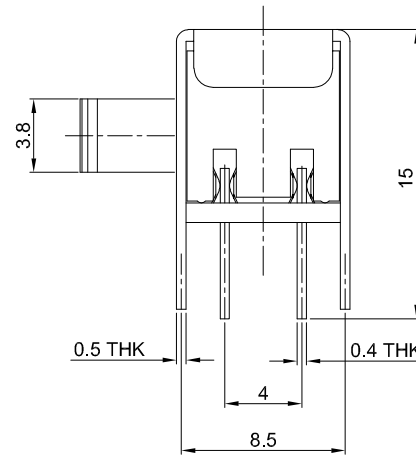
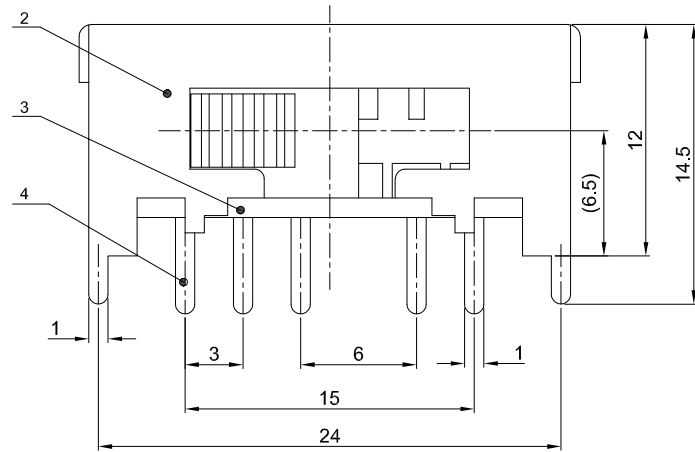
SK - 24F01-GXXX

SK:Horizontal shank

G-Switch P/N

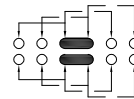
Switch Height(mm)

- G020=2.0 G030=3.0
- G040=4.0 G050=5.0
- G055=5.5 G060=6.0
- G065=6.5 G070=7.0
- G075=7.5 G080=8.0
- G085=8.5 G090=9.0
- G095=9.5 G100=10.0



G-Switch Specification:

1. Operating temperature range: -40°C ~ +85°C
2. Rating: 1A, 24V DC
3. Insulation resistance: 100MΩ min, 100V DC
4. Dielectric strength: 250V AC for 1 min
5. Contact resistance: 50mΩ max.
6. Terminals arrangement: 1P3T
7. Travel: 3.0±0.3mm
8. Switch lifetime: 10,000Cycles



CIRCUIT DIAGRAM

7	CONTACT CLIP	PBS C5210R-EH	Ag PLATED
6	SPRING	STEEL WIRE	NATURAL
5	STEEL BALL	STEEL	NATURAL
4	TERMINAL	BRASS STRIP	Ag PLATED
3	BASE	PHENOLIC RESIN	NATURAL
2	FRAME	STEEL STRIP	Ni PLATED
1	KNOB	PA66	BLACK
NO.	PART NAME	MATERIAL	REMARK



SCALE: 1:1 UNIT: mm
SIZE: A4

Unless otherwise
General Tolerance:
WITHIN 1.5 ±0.10
OVER 1.5 ±0.20
X° ±5°
X.x° ±3°

Title: Horizontal Slide Switch DIP 26×9.4×H12mm			
Molde Code: SK-24F01-GXXX			
DRAWN	CHECKED	APPROVED	DATE
Xla	Chen	Chen	2026.05.16



REV: A1 SHEET: 1/1