

GBU Plastic-Encapsulate Bridge Rectifier

Features

- Ideal for printed circuit board
- High case dielectric strength
- High surge current capability
- Reliable low cost construction utilizing molded plastic technique
- High temperature soldering guaranteed: 260/10 seconds at 5lbs., (2.3kg) tension


Reverse Voltage
50-1000 V
Forward Current
10 Ampere

Applications

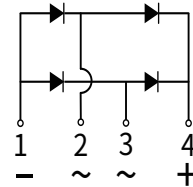
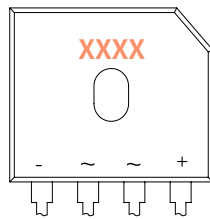
General purpose 1 phase Bridgerectifier applications

Mechanical Data

- Case: GBU
Molding compound meets UL 94V-0 flammability rating, RoHS-compliant, halogen-free
- Terminals: Solder plated, solderable per MIL-STD-750, Method 2026
- Polarity: Cathode line denotes the cathode end



Function Diagram



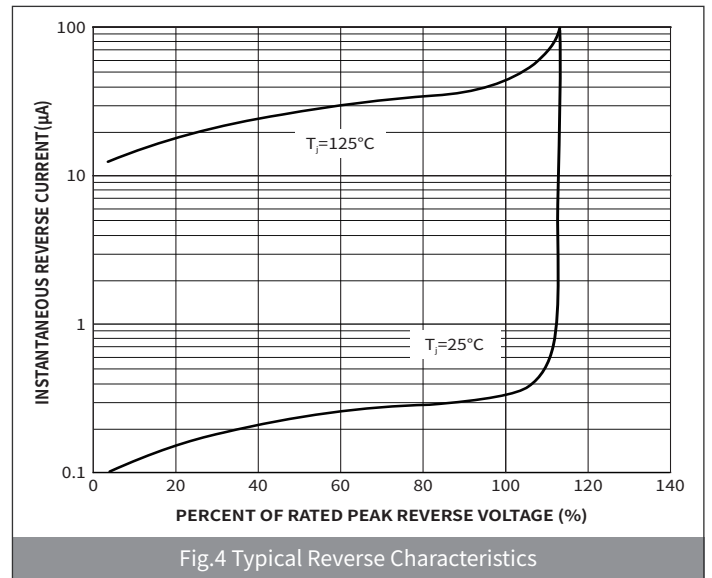
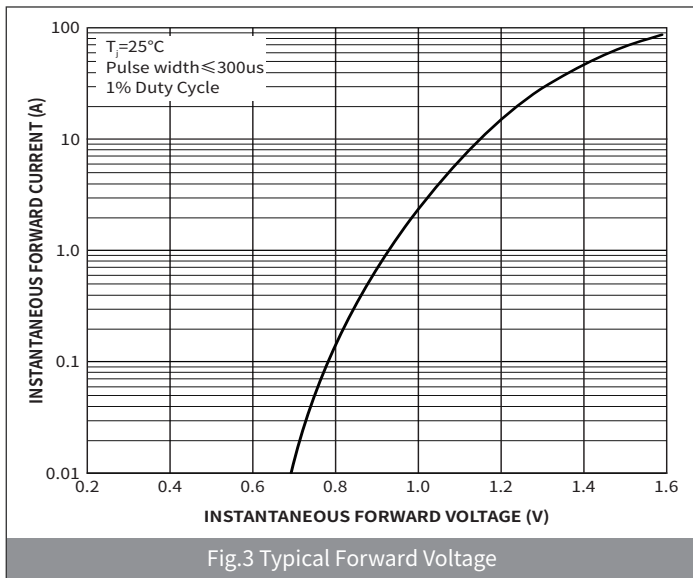
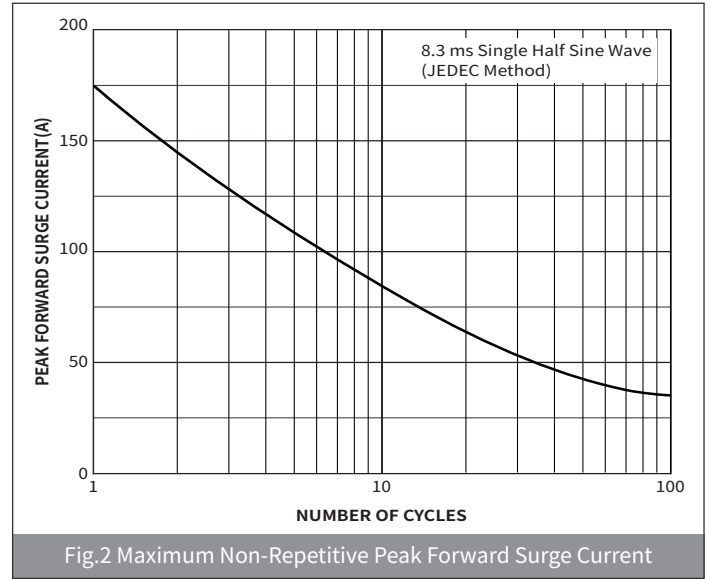
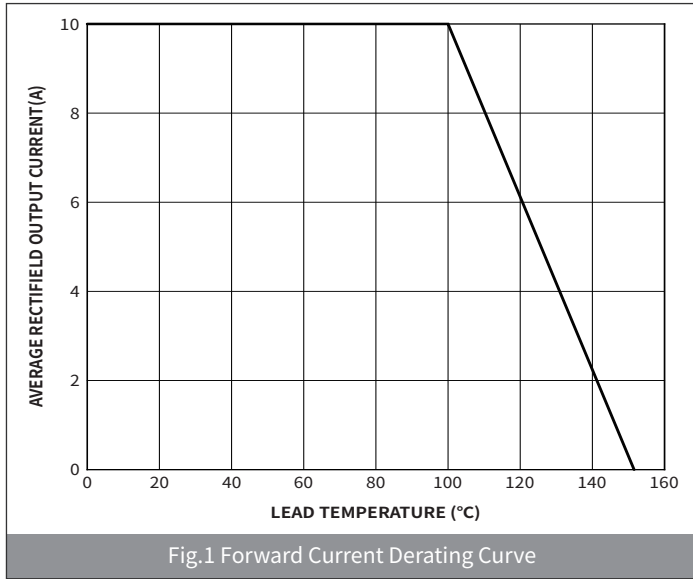
Maximum Ratings (Ta=25°C Unless otherwise specified)

PARAMETER	SYMBOL	UNIT	GBU10005	GBU1001	GBU1002	GBU1004	GBU1006	GBU1008	GBU1010
Device marking code			GBU10005	GBU1001	GBU1002	GBU1004	GBU1006	GBU1008	GBU1010
Maximum Repetitive Peak Reverse Voltage	V_{RRM}	V	50	100	200	400	600	800	1000
Maximum RMS Voltage	V_{RMS}	V	35	70	140	280	420	560	700
Maximum DC blocking Voltage	V_{DC}	V	50	100	200	400	600	800	1000
Maximum Average Forward Rectified Current @60Hz sinewave, Resistance load, TL (Fig.1)	$I_{F(AV)}$	A	10						
Non-repetitive Peak Forward Surge Current @ t=8.3ms Half-sine wave	I_{FSM}	A	175						
Rating for fusing (t=8.3ms, Ta=25 °C)	I^2t	A ² S	127						
Storage temperature	T_{stg}	°C	-55 ~ +150						
Junction temperature	T_j	°C	-55 ~ +150						
Typical Thermal Resistance	$R_{\theta J-A}$	°C /W	25						
	$R_{\theta J-C}$	°C /W	3.0						

● **Electrical Characteristics** (Ta=25°C Unless otherwise noted)

PARAMETER	TEST CONDITIONS	SYMBOL	UNIT	GBU10005	GBU1001	GBU1002	GBU1004	GBU1006	GBU1008	GBU1010
Maximum instantaneous forward voltage	$I_F=5.0A$	V_F	V							1.05
Maximum DC reverse current at rated DC blocking voltage	$V_R=V_{DC}, T_A=25^\circ C$	I_{R1}	μA							10
	$V_R=V_{DC}, T_A=100^\circ C$	I_{R2}								500

● **Ratings And Characteristics Curves** (Ta=25°C Unless otherwise specified)



GBU10005 THRU GBU1010

GBU 10 AMP Plastic-Encapsulate Bridge Rectifier

● Ordering Information

PACKAGE	UNIT WEIGHT(g)	BOX(pcs)	CARTON(pcs)
GBU	3.78	250	2500

● Package Outline Dimensions (GBU)

Symbol	Dimensions			
	Millimeters		Inches	
	Min.	Max.	Min.	Max.
A	21.80	22.30	0.858	0.878
B	18.30	18.80	0.720	0.740
C	17.10	17.50	0.673	0.689
D	3.50	4.10	0.138	0.161
E	7.40	7.90	0.291	0.311
F	1.65	2.16	0.065	0.085
G	1.80	2.54	0.071	0.100
H	2.06	2.54	0.081	0.100
I	0.90	1.30	0.035	0.051
J	4.83	5.33	0.190	0.210
K	3.30	3.60	0.130	0.141
L	2.40	2.66	0.094	0.104
M	0.35	0.56	0.014	0.022
N	5.60	6.00	0.220	0.236

