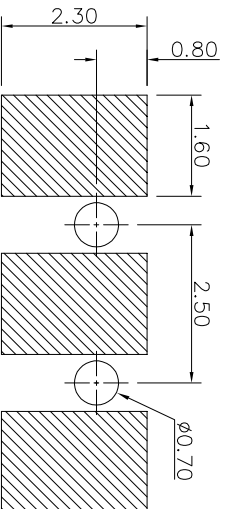
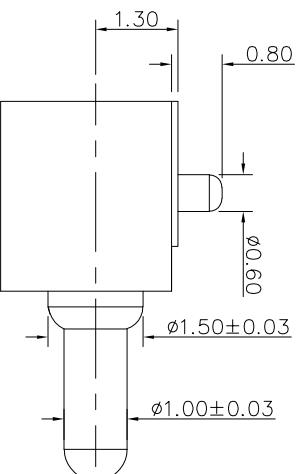
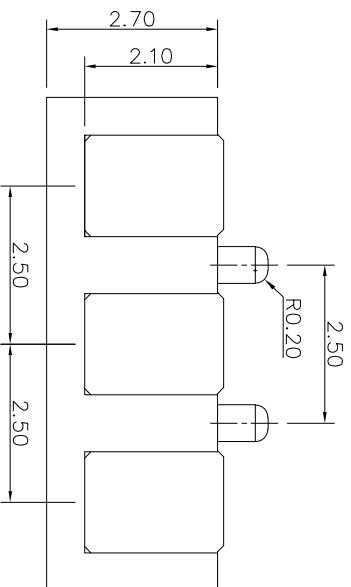
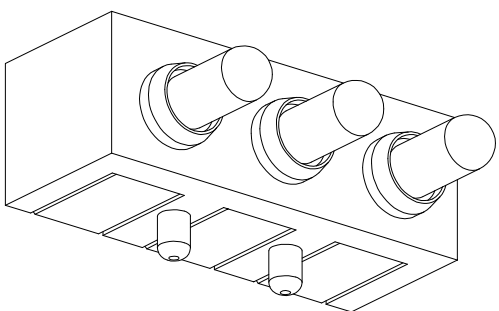
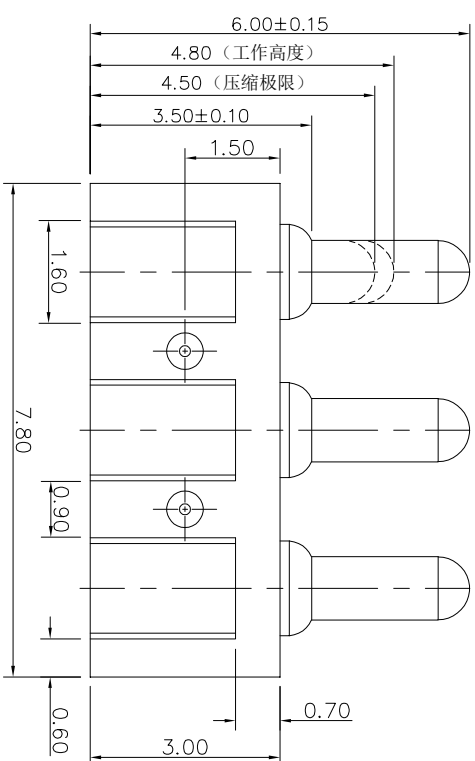


客户图



RECOMMENDED PCB LAYOUT

- Note:
- 1: Material (材料):
Housing: PA46+30%GF (假芯: PA46)
Barrel: Brass C3604 (针管: 黄铜 C3604)
Plunger: Brass C3604 (针头: 黄铜 C3604)
Spring: SUS304 (弹簧: SUS304)
 - 2: Plating (电镀):
Barrel: 3u' Au over 50~80u' Ni (针管: 镀金3u', 镍底50~80u'.)
Plunger: 3u' Au over 50~80u' Ni (针头: 镀金3u', 镍底50~80u'.)
Spring: No plated (弹簧: 不电镀)
 - 3: Electrical (电气特性):
Rated Current & Voltage: DC 12V; 1A (额定电压&电流: 直流12V, 1A)
Contact Resistance: 50 mohm Max. at working height.
接触电阻: 最大50毫欧 (在工作高度状态下)
Insulation Resistance: 1,000MΩ minimum. (绝缘电阻: 1,000MΩ以上)
Dielectric Withstand Voltage: 500VAC/minute. (抗击电压: 500VAC/minute)
 - 4: Mechanical (机械性能):
Force: 120g±20% at working height. (120g±20%在工作高度)
Durability: 10,000 cycles(min) (寿命: 10000次)
 - 5: WorkTemperature (工作环境):
Withstanding Higt Temperature: 280o
Operational Temperature: -20o~ +70o

NO.	ECN NO.	DESCRIPTION	DATE

深圳市鑫探技术有限公司

HTTP://WWW.XYZPOGOPIN.COM
TEL: 0755-28773277 FAX: 0755-28891353



SCALE:	N/A	UNIT:	mm
SHEET:	1 of 1	PROJECTION:	1st Angle
DATE:	2026.04.21	VER.	A.0

THE UNMARKED TOLERANCE ARE AS BELOW:	
LENGTH	ANGLE
XXX X.X X.	X.XX X.X X.
±0.05mm ±0.10mm ±0.20mm	±0.5° ±1.0° ±2.0°

DESIGNED BY:	DWG. NO. YZ182115060F-03025-01
CHECKED BY:	TITLE: Pogo pin 连接器
APPROVED BY:	