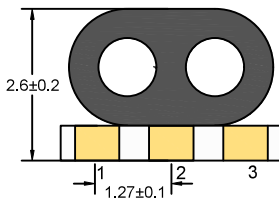
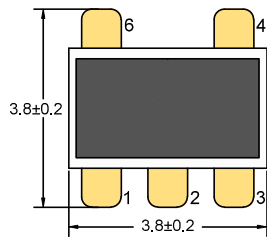


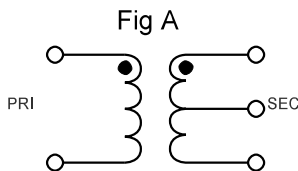
RF Balun Transformer

50Ω 1:1 CT Flux Coupled Transformer 0.3-500 MHz

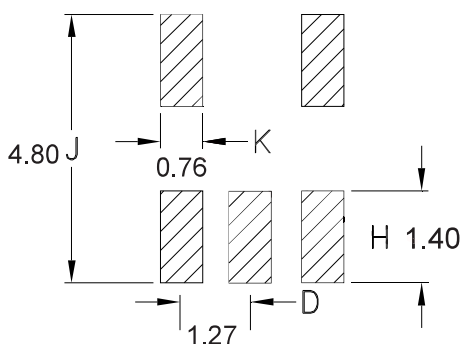
Outline Drawing(mm)



Electrical structure



Recommended layout(mm)




Pin Connections

Input	4
Output 1	3
Output 2	1
Ground	2,6

Features

- Operating temperature range: -40°C to $+85^{\circ}\text{C}$
- Storage temperature range: -55°C to $+100^{\circ}\text{C}$
- 260°C Reflow Compatible
- RoHS compliant and lead free
- Input Power: 250mW Max
- DC Current: 30mA Max

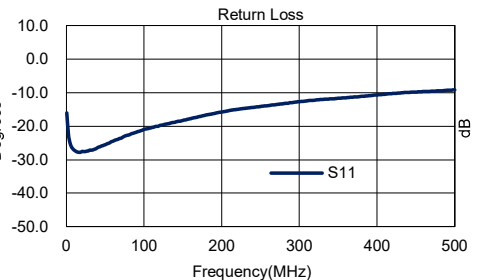
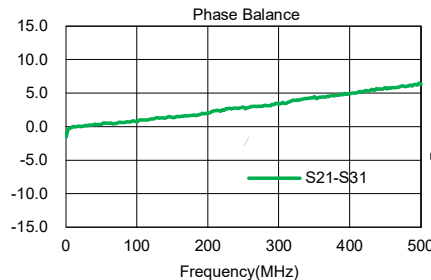
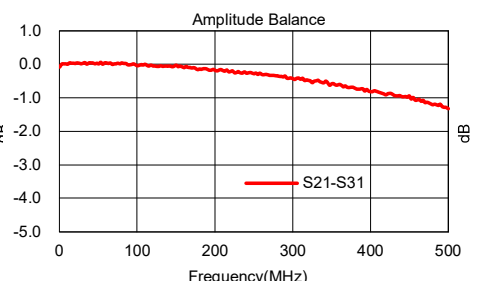
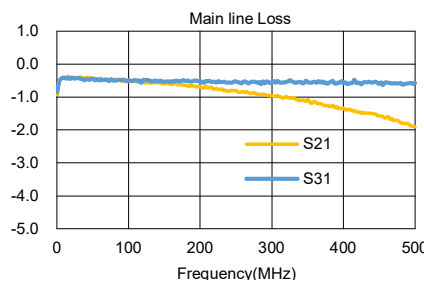


Applications

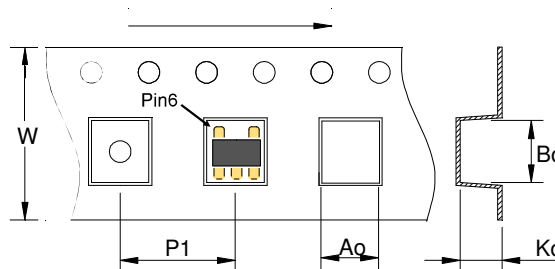
- For Motorola Walkie-talkie.
- For Car Streaming Media Rearview Mirror.
- For Broadband and Wireless Communications.
- For Wireless Microphone & Marine Communications.
- For Ideally Suited LTE, Cellular, UMTS, WiFi, WiMAX.
- For Differential Modulator/demodulator and Active Mixers.

Electrical Specifications: $T_A=25^{\circ}\text{C}$, 0dBm, $Z_0=50\Omega$

Parameter	Test Conditions	Units	Min	Typ	Max
Main line Loss (S21)	0.3-500MHz	dB	—	2.0	2.5
Main line Loss (S31)	0.3-500MHz	dB	—	0.5	1.0
Amplitude Balance	0.3-500MHz	dB	0.0	1.2	1.5
Phase Balance	0.3-500MHz	$^{\circ}$	0.0	8.0	15.0
Input Return Loss(S11)	0.3-500MHz	dB	6.0	10.0	—



Carrier Tape Orientation



Tape & Reel Information

Parameter	Units	Value
Qty per reel	PCS	2000
Reel Size	mm	330
Tape Width	mm	12.00
Pitch	mm	8.00
Ao	mm	4.50
Bo	mm	4.50
Ko	mm	3.20