

Product Summary

$V_{(BR)DSS}$	$R_{DS(on)MAX}$	I_D
-20V	112mΩ@-4.5V	-3.0A
	142mΩ@-2.5V	

Feature

- Advanced trench process technology
- High density cell design for ultra low on-resistance

Application

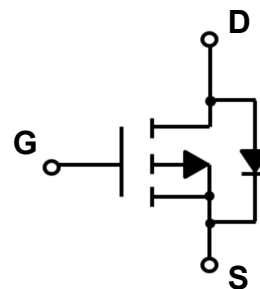
- Load Switch for Portable Devices
- DC/DC Converter

Package

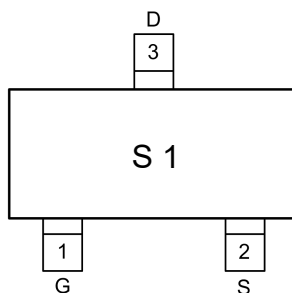


SOT-23

Circuit diagram



Marking



Absolute maximum ratings (Ta=25°C unless otherwise noted)

Parameter	Symbol	Value	Unit
Drain-Source Voltage	V_{DS}	-20	V
Gate-Source Voltage	V_{GS}	±8	V
Continuous Drain Current	I_D	-3.0	A
Pulsed Drain Current	I_{DM}	-10	A
Power Dissipation	P_D	0.4	W
Junction Temperature	T_J	-55 ~ +150	°C
Storage Temperature	T_{STG}	-55 ~ +150	°C

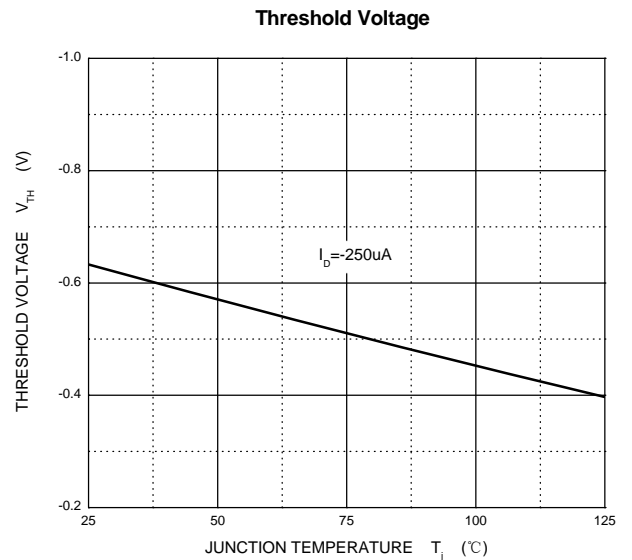
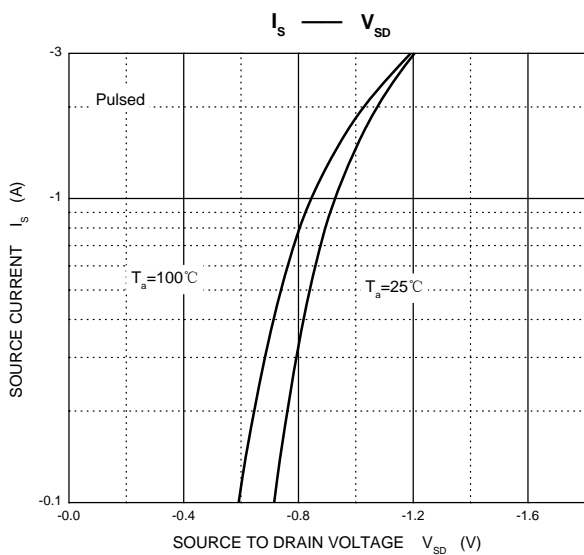
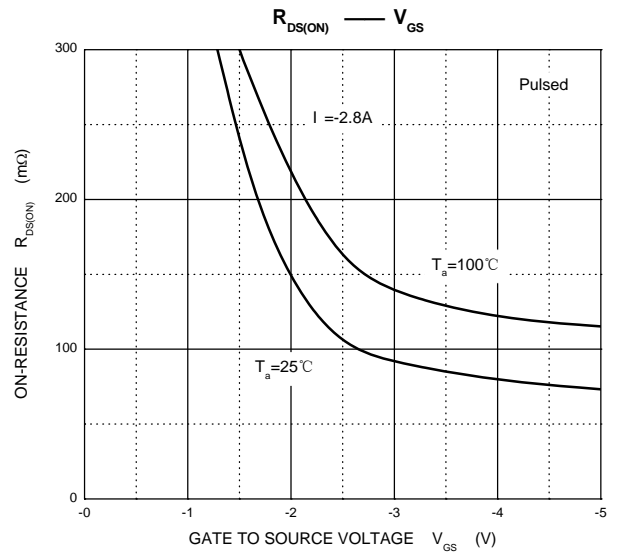
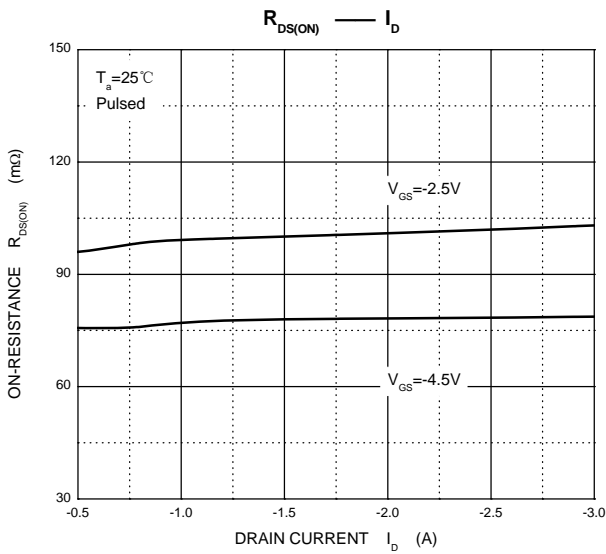
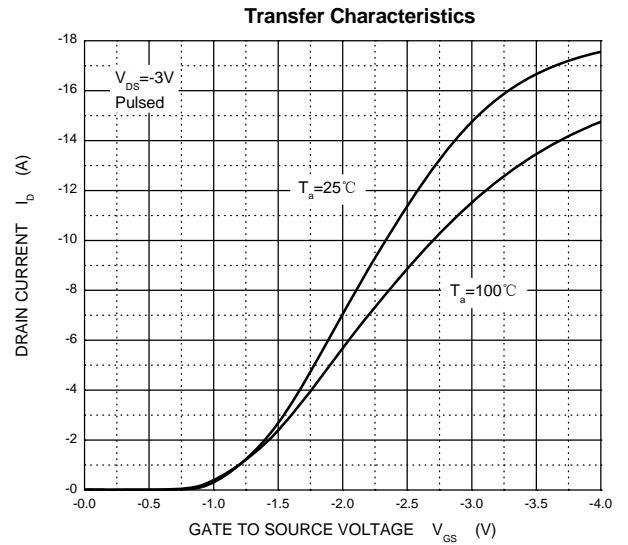
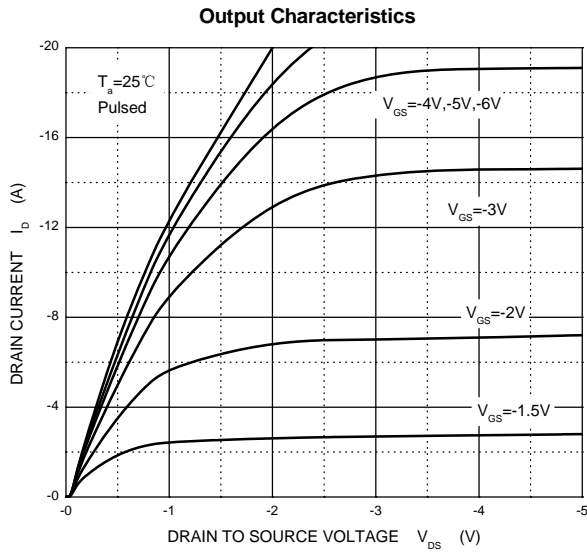
Electrical characteristics (Ta=25 °C, unless otherwise noted)

Parameter	Symbol	Test Condition	Min.	Typ.	Max.	Unit
Static Characteristics						
Drain-source breakdown voltage	$V_{(BR)DSS}$	$V_{GS} = 0V, I_D = -250\mu A$	-20			V
Zero gate voltage drain current	I_{DSS}	$V_{DS} = -20V, V_{GS} = 0V$			-1	μA
Gate-body leakage current	I_{GSS}	$V_{GS} = \pm 8V, V_{DS} = 0V$			±100	nA
Gate threshold voltage	$V_{GS(th)}$	$V_{DS} = V_{GS}, I_D = -250\mu A$	-0.4		-1.0	V
Drain-source on-resistance ¹⁾	$R_{DS(on)}$	$V_{GS} = -4.5V, I_D = -2.8A$		90	112	mΩ
		$V_{GS} = -2.5V, I_D = -2.0A$		110	142	
Dynamic characteristics²⁾						
Input Capacitance	C_{iss}	$V_{DS} = -10V, V_{GS} = 0V, f = 1MHz$		500		pF
Output Capacitance	C_{oss}			120		
Reverse Transfer Capacitance	C_{rss}			80		
Total Gate Charge	Q_g	$V_{DS} = -10V, V_{GS} = -4.5V, I_D = -3.0A$		6.6		nC
Gate-Source Charge	Q_{gs}			1.0		
Gate-Drain Charge	Q_{gd}			1.4		
Turn-on delay time	$t_{d(on)}$	$V_{DD} = -10V, V_{GS} = -4.5V, I_D = -1A, R_{GEN} = 2.5\Omega$		11		nS
Turn-on rise time	t_r			12		
Turn-off delay time	$t_{d(off)}$			19		
Turn-off fall time	t_f			30		
Source-Drain Diode characteristics						
Diode Forward Current ¹⁾	I_S				-3.0	A
Diode Forward voltage	V_{DS}	$V_{GS} = 0V, I_S = -0.7A$			-1.2	V

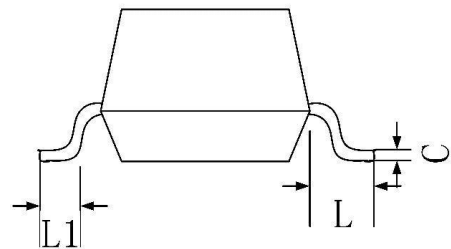
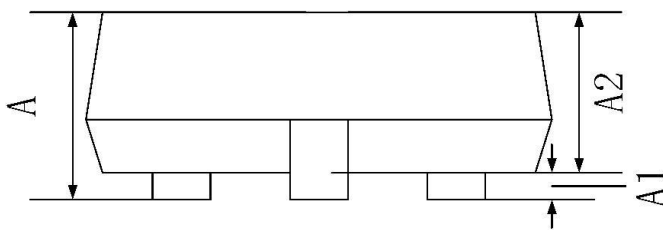
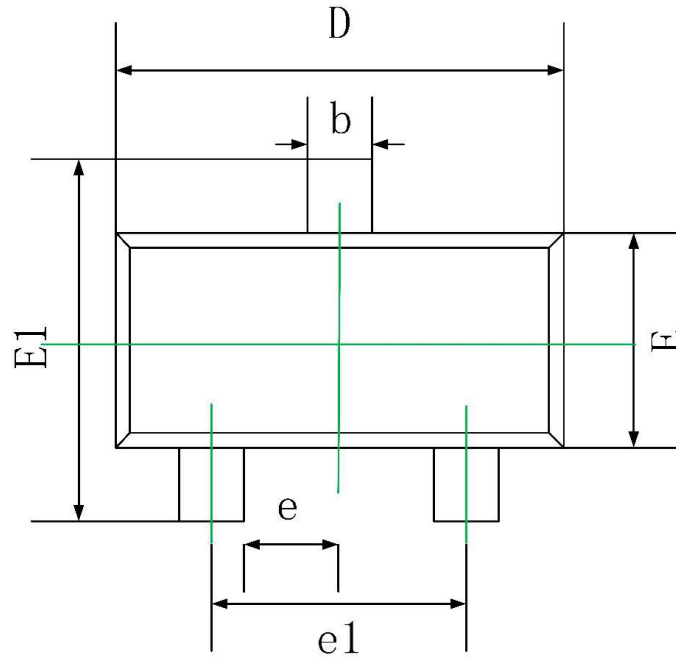
Notes:

- 1) Pulse Test: Pulse Width < 300μs, Duty Cycle ≤2%.
- 2) Guaranteed by design, not subject to production testing.

Typical Characteristics



SOT-23 Package Information



Symbol	Dimensions In Millimeters		Dimensions In Inches	
	Min.	Max.	Min.	Max.
A	0.900	1.150	0.035	0.045
A1	0.000	0.100	0.000	0.004
A2	0.900	1.050	0.035	0.041
b	0.300	0.500	0.012	0.020
c	0.080	0.150	0.003	0.006
D	2.800	3.000	0.110	0.118
E	1.200	1.400	0.047	0.055
E1	2.250	2.550	0.089	0.100
e	0.950 TYP.		0.037 TYP.	
e1	1.800	2.000	0.071	0.079
L	0.550 REF.		0.022 REF.	
L1	0.300	0.500	0.012	0.020