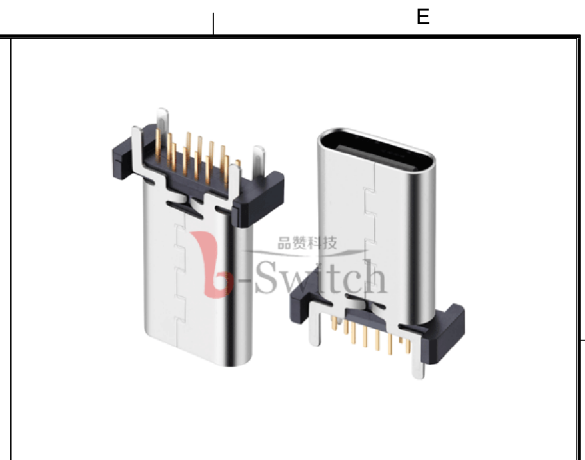


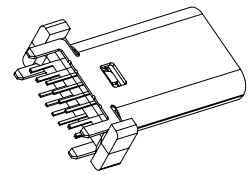
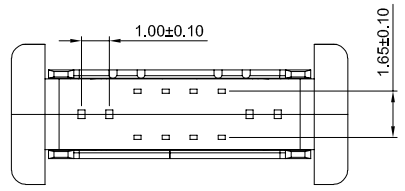
RECOMMENDED PCB LAYOUT
TOLERANCE:±0.05



G-Switch USB-C Specification:

- 1.Current rated: 5A on vbus/1.25A on vconn/0.25A on other
- 2.Withstanding voltage: 24V AC
- 3.Contact resistance: 40mΩ Max
- 4.Insulation resistance: 100MΩ Min
- 5.Operating temperature: -40°C ~ +85°C
- 6.Mating force: 5N~20N
- 7.Unmating force: 8N~20N
- 8.Durability cycle:10,000 cycles
- 9.Salt spray test:48H

A1	A2	A3	A4	A5	A6	A7	A8	A9	A10	A11	A12
GND			VBUS	CC1	D+	D-	SBU1	VBUS			GND
First			First	Second	Second	Second	Second	First			First
B12	B11	B10	B9	B8	B7	B6	B5	B4	B3	B2	B1
GND			VBUS	SBU2	D-	D+	CC2	VBUS			GND
First			First	Second	Second	Second	Second	First			First



1	SHELL	STAINLESS STEEL304	Ni PLATED
2	MID PLATE	STAINLESS STEEL301	Ni PLATED
3	HOUSING	HIGH TEMPERATURE PLASTIC	LCP BLACK UL 94 V-0
4	TERMINALS	COPPER ALLOY C7025	Au PLATING ON CONTACT AREA
NO.	PARTS	MATERIAL	REMARKS



SCALE: 1:1	UNIT: mm	Title: Vertical Type-c 16P Female DIP H=15.0mm	
SIZE: A4		Molde Code: GT-USB-7038G	
Unless otherwise General Tolerance:		DRAWN	CHECKED
X.	±0.25	APPROVED	DATE
X.x	±0.20	Xla	Chen
X.xx	±0.15	Chen	2023,02,01
X.xxx	±0.10		
X*	±2°		



REV: A0 SHEET: 1/1