

MESSRS.**SPECIFICATION FOR APPROVAL****承 認 書**

Product	DYNAMIC SPEAKER
Part No.	HDK-323208ZA-BOX (RoHS)
Customer	
Customer Part No.	

Approved By	Checked By	Made By
王台平 SEP-20-2018	曹丽萍 SEP-20-2018	LILY SEP-20-2018

常州华龙电子有限公司
Changzhou Dragon State Electronic Co., Ltd

中国江苏省常州市新区电子园新四路 36 号

Tel: +86-519-85110078. 86-519-85106698, Fax: +86-519-85101081

1.Specification
HDK-323208ZA-BOX (RoHS)

ITEM		SPECIFICATIONS	
01	Type	Dynamic speaker	
02	Dimension	External diameter 32*32 mm	
03	Rated Input Power	1.5W	
04	Max. Input Power	2.0W For 1 Minute	
05	Impedance	8 ohm \pm 15% at 2000Hz.	
06	Resonance Frequency (Fo)	800Hz \pm 20% at Fo, 1V	
07	Sensitivity (S.P.L.)	100dB(2.0W/0.1m) \pm 3 dB	at AVE 1.0 ,1.2,1.5,2.0KHz.
08	Frequency Range	Fo – 20KHz	
09	Total Harmonics Distortion	Max 8 % at 1 KHz,1.5W.	
10	Voice Coil	Diameter 11.75mm	
11	Magnet	Rare earth permanent (Nd-Fe-B) magnet 11*1.65mm	
12	Weight	8.75g \pm 0.5g	
13	Appearance	Should not exist any obstacle to be harmful to normal operation; damages, cracks, rusts and distortions, etc.	
14	Operation Test	Must be normal at program source – 1.5W	
15	Buzz, Rattle, etc.	Should not be audible at 3.46V sine Wave between Fo to 20KHz	
16	Polarity	When positive voltage is applied to the terminal marked (+), diaphragm should move to the front.	
17	Terminal Strength	Capable of withstand 1kg load for 30 seconds without resulting in any damage or rejection.	
18	Temperature	Operating temperature: -20 $^{\circ}$ C to +60 $^{\circ}$ C Storage temperature: -30 $^{\circ}$ C to +70 $^{\circ}$ C	

2-1. Test Condition Standard

Temperature : 15 ~ 35°C

Relative humidity : 25% ~ 85%,

Atmospheric pressure : 860mbar to 1060mbar.

Basic

Temperature : 20±3°C

Relative humidity : 60% ~ 70%,

Atmospheric pressure : 860mbar to 1060mbar

2-2. Standard Test Fixture

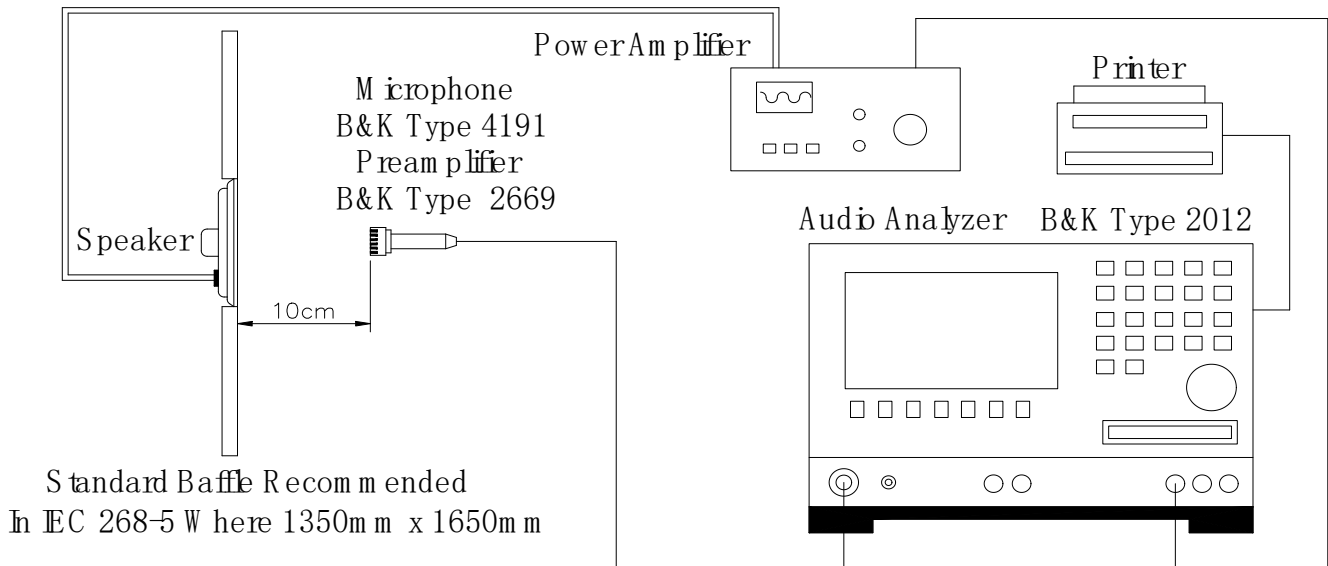
1. Input Power : 2.0W (4.0V)

2. Zero Level : -dB

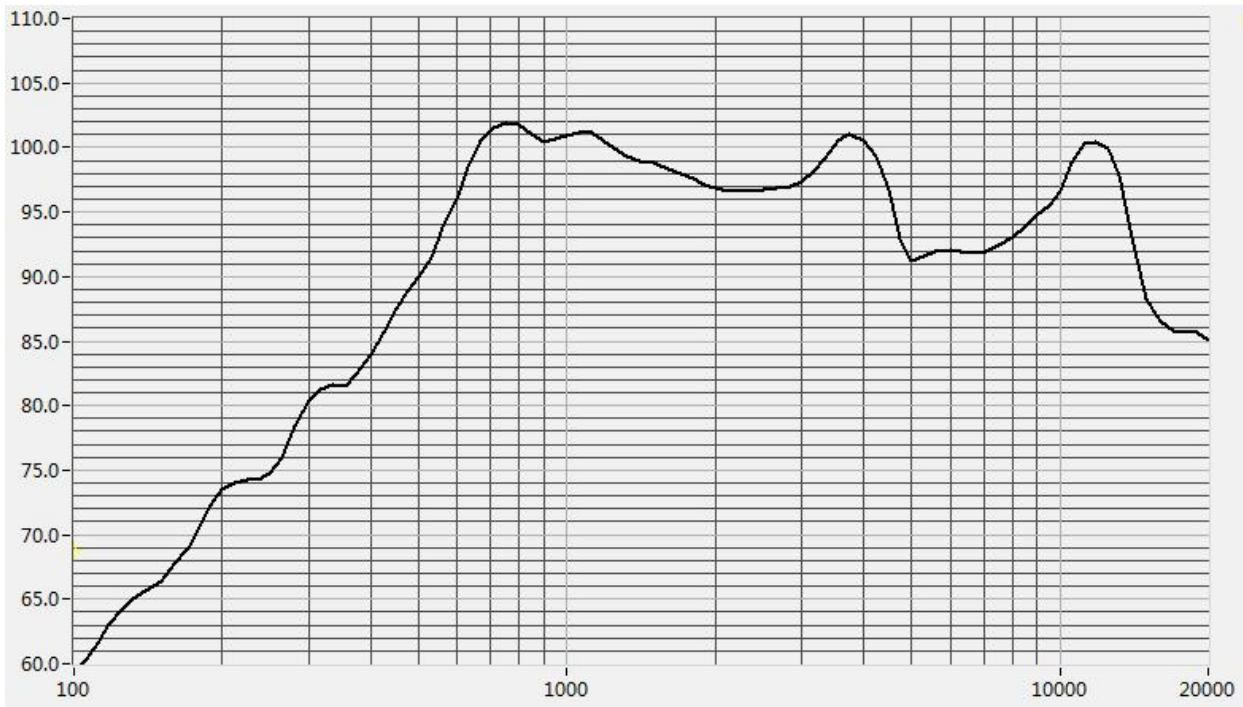
3. Mode : SPEAKER

4. potentiometer Range : 50dB

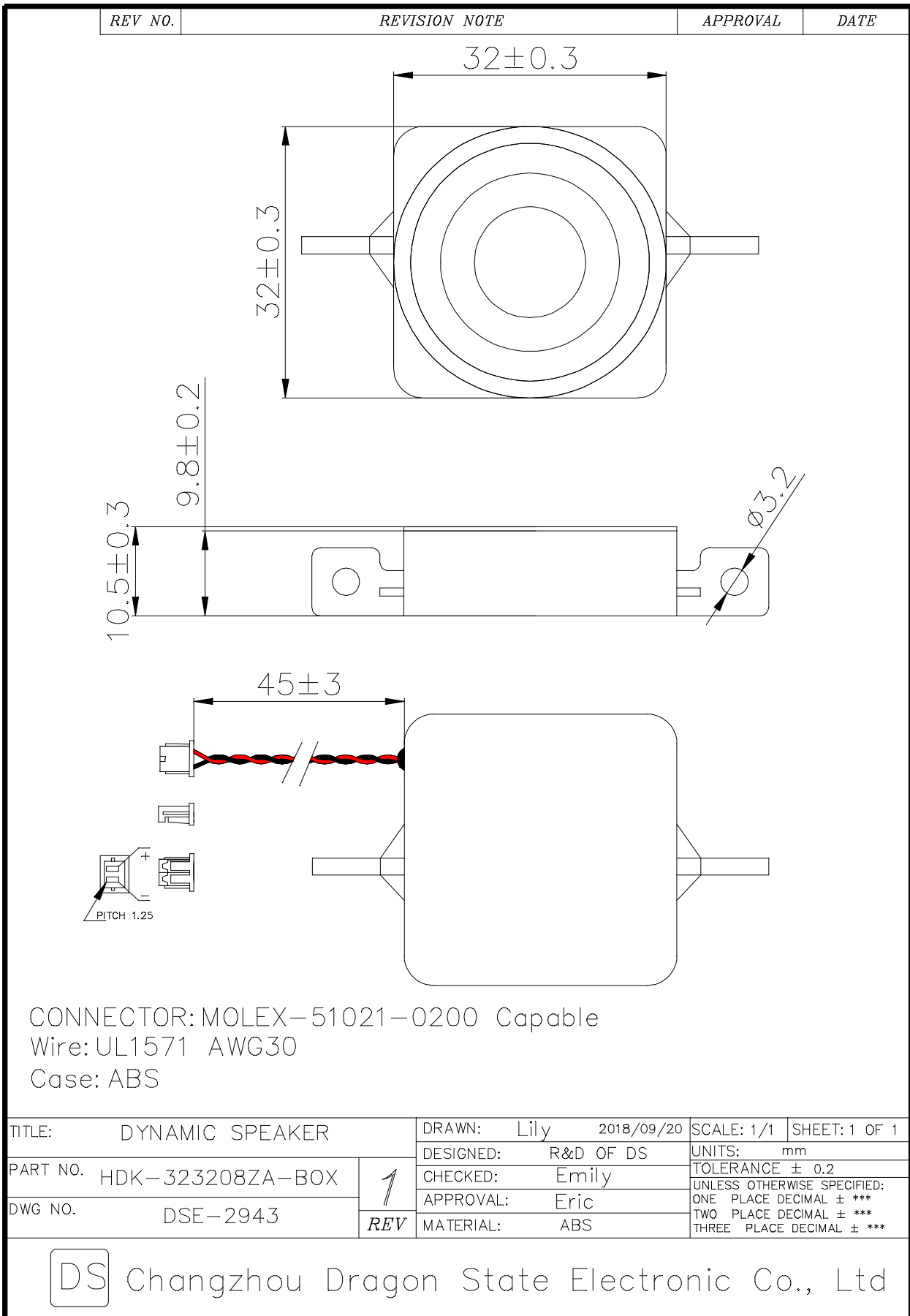
5. Sweep Time : 0.5sec



2-3. Frequency Response Curve

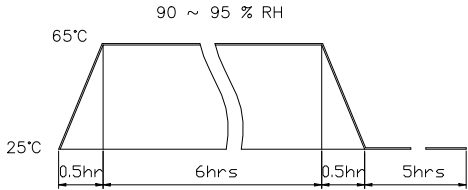


3.Dimension



4. Reliability Tests

Soldering Condition

Items.		Specifications
01	High temp. Test	Keep 96 hours at $+70^{\circ}\text{C} \pm 3^{\circ}\text{C}$ and leave 3 hours in normal temperature and then check
02	Low temp. Test	Keep 96 hours at $-30^{\circ}\text{C} \pm 3^{\circ}\text{C}$ and leave 3 hours in normal temperature and then check
03	Humidity test	Keep 96 hours at $+60^{\circ}\text{C} \pm 3^{\circ}\text{C}$ relative humidity 95% and leave 3 hours in normal temperature and then checked.
04	Temp./Humidity cycle	<p>The part shall be subjected 5 cycles. One cycle shall be 12 hours and consist of;</p> 
05	Thermal cycle test.	Low temperature: $-30^{\circ}\text{C} \pm 3^{\circ}\text{C}$, temperature: $+70^{\circ}\text{C} \pm 3^{\circ}\text{C}$, cycle: 1 hour/cycle each, and then keep 5 cycles in a room.
06	Vibration	10~200~10Hz sin-wave sweep 15min. 5G(constant) X,Y, Z 3 direction. 2 hours each, total 6 hours.
07	Fix drop test	Fix on jig. Then drop from 152cm height to the concrete floor X, y, z 6 direction. 5 times each, total 30 times.
08	Free drop test	Free drop from 100cm height to the concrete floor X, y, z 6 direction. 1 times each, total 6 times.
09	Rated Power test	Rated Power white noise is applied for 96 hours
10	Max Power test	Max power 1 min on – 2 min off 10 cycles.
11	Terminal strength test	Capable of withstand 1kg load for 30 seconds without resulting in any damage or rejection.
<p>Criterion: After these test , the change of S.P.L shall be within ± 3 dB .</p>		

Recommend using constant branding iron in **15 ~ 30W**, and in temperature range **$350 \pm 10^{\circ}\text{C}$** .

Soldering time not over **3** seconds.

5.Packing

