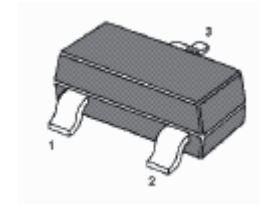


BAS40/-04/-05/-06

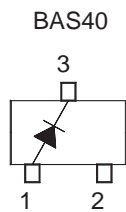
SURFACE MOUNT SCHOTTKY BARRIER DIODE

Features

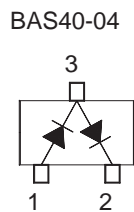
- Low forward voltage
- Fast switching



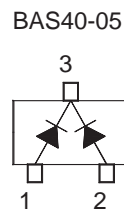
SOT-23 Plastic Package



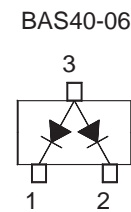
Marking Code: 43



Marking Code: 44



Marking Code: 45



Marking Code: 46

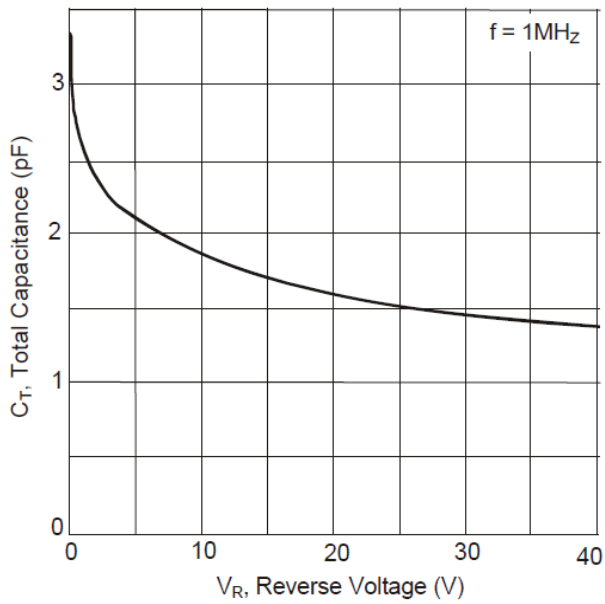
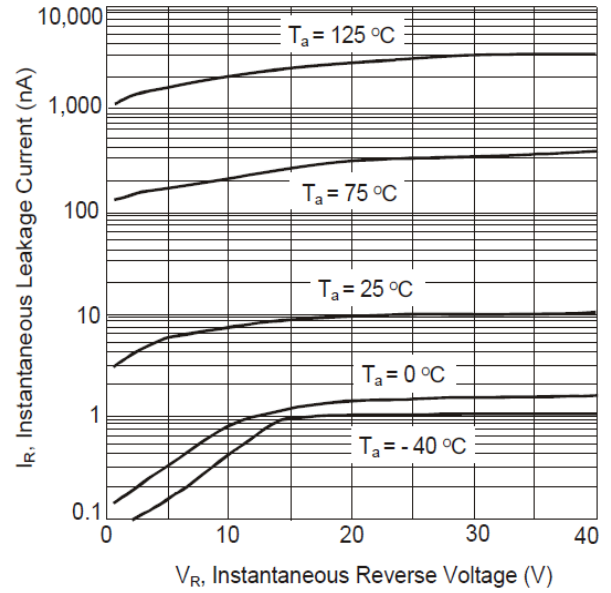
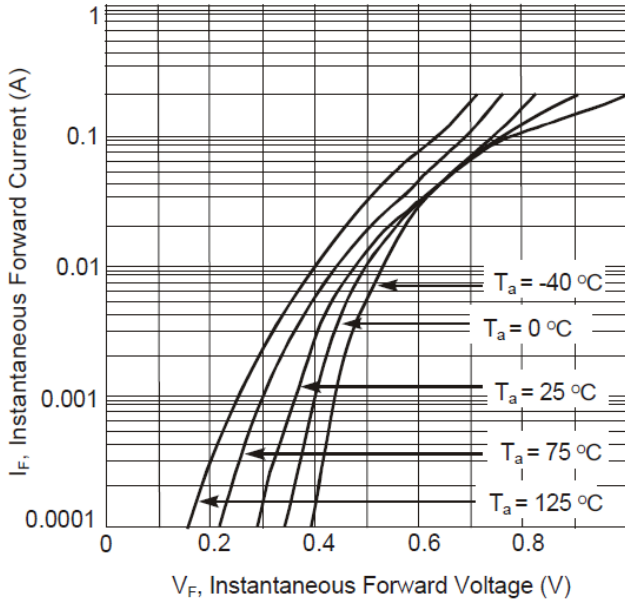
Absolute Maximum Ratings ($T_a = 25\text{ }^\circ\text{C}$)

Parameter	Symbol	Value	Unit
Repetitive Peak Reverse Voltage	V_{RRM}	40	V
DC Blocking Voltage	V_R	40	V
Forward Continuous Current	I_F	200	mA
Peak Forward Surge Current (at $t_p < 1\text{ s}$)	I_{FSM}	600	mA
Junction Temperature	T_J	150	$^\circ\text{C}$
Storage Temperature Range	T_S	- 55 to + 150	$^\circ\text{C}$

Characteristics at $T_a = 25\text{ }^\circ\text{C}$

Parameter	Symbol	Min.	Max.	Unit
Forward Voltage at $I_F = 1\text{ mA}$ at $I_F = 40\text{ mA}$	V_F	-	380	mV
	V_F	-	1000	mV
Reverse Current at $V_R = 30\text{ V}$	I_R	-	200	nA
Reverse Breakdown Voltage at $I_R = 10\text{ }\mu\text{A}$	$V_{(BR)R}$	40	-	V
Reverse Recovery Time from $I_F = 10\text{ mA}$ through $I_R = 10\text{ mA}$ to $I_R = 1\text{ mA}$	t_{rr}	-	5	ns
Total Capacitance at $V_R = 0\text{ V}$, $f = 1\text{ MHz}$	C_T	-	5	pF

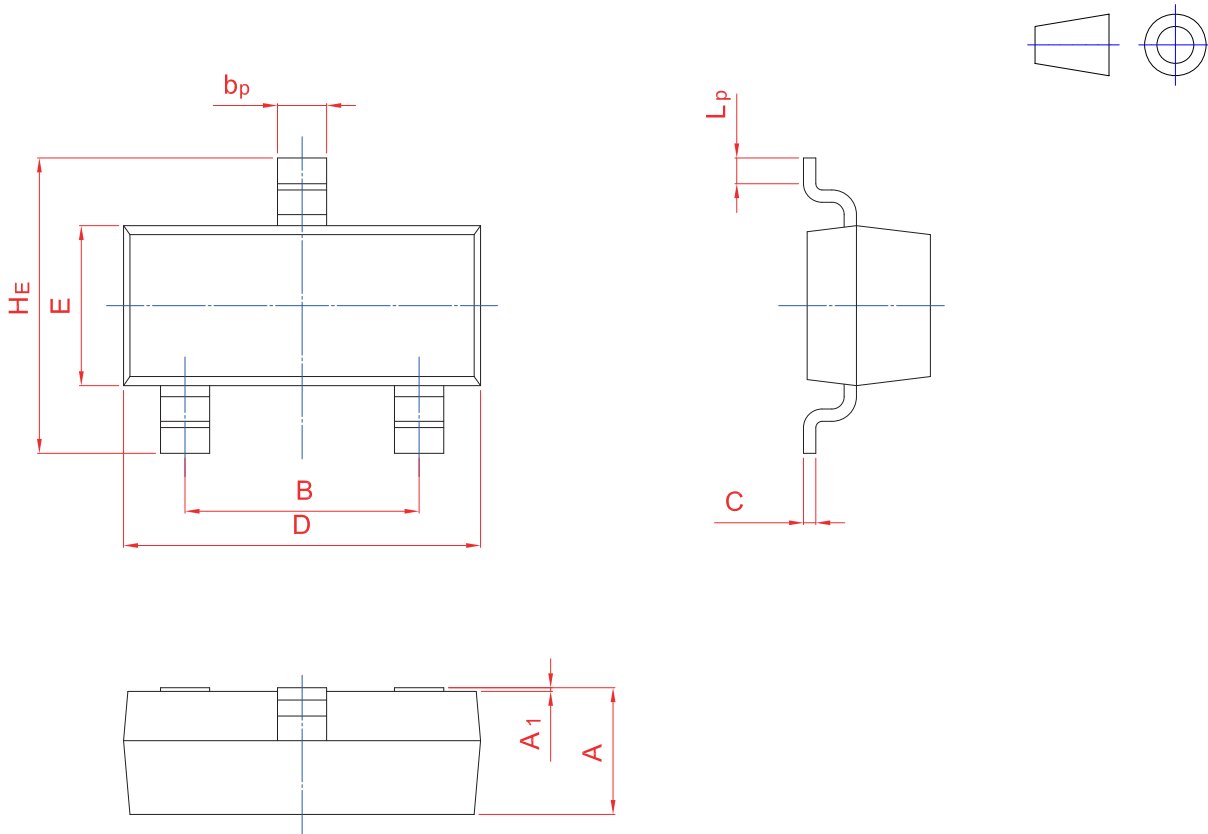
Typical Characteristics



PACKAGE OUTLINE

Plastic surface mounted package; 3 leads

SOT-23



UNIT	A	B	b_p	C	D	E	H_E	A_1	L_p
mm	1.40	2.04	0.51	0.19	3.10	1.65	3.00	0.100	0.50
	0.89	1.78	0.30	0.08	2.70	1.20	2.20	0.013	0.20