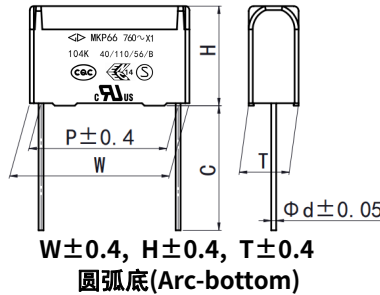
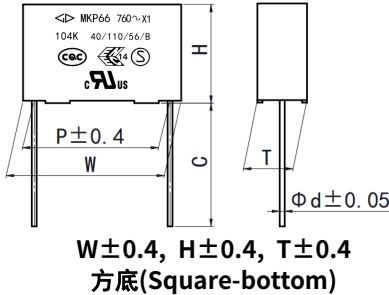


MKP66

Code:C46

金属化聚丙烯膜抗干扰电容器(X1类, 760Vac) Metallized polypropylene film Interference Suppression capacitor(Class X1, 760Vac)

外形图 Outline Drawing



特点

- 金属化聚丙烯
- 体积小
- 能承受过压冲击
- 优异的阻燃性能
- 用于电源跨线路等抗干扰场合

Features

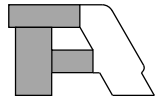
- Metallized polypropylene structure
- Compact size
- Withstanding overvoltage stressing
- Excellent active and passive flame resistant abilities
- Used in across-the-line, interference suppression circuit

安全认证 Safety Approvals

●		CQC (中国)	IEC 60384-14:2013, X1, 760Vac, 0.0010μF ~ 10.0μF, 40/110/56/B 证书号(Certificate No.): CQC08001026517
●		ENEC-SEMKO (欧盟)	EN 60384-14:2013+A1:2016, X1, 760Vac, 0.0010μF ~ 15.0μF, 40/110/56/B 证书号(Certificate No.): SE/0366-3C
●		UL/CUL (美国/加拿大)	UL 60384-14:2014, CSA E60384-14:09, X1, 760Vac, 0.0010μF ~ 2.2μF, 40/110/56/B 证书号(File No.): E186600, CCN: FOWX2/8

技术要求 Specifications

气候类别/阻燃等级 Climatic Category/Passive Flammability Category	40/110/56/B		
工作温度范围 Operating Temperature Range	- 40°C ~ +110°C		
额定电压 Rated Voltage(U _R)	760Vac, 50Hz/60Hz		
最大连续直流电压 Maximum continuous DC voltage	1 500Vdc		
电容量范围 Capacitance Range	0.0010μF ~ 2.2μF		
电容量偏差 Capacitance Tolerance	±10%(K), ±20%(M)		
耐电压 Voltage Proof	引线之间 Between Terminals:	4.3U _R (Vdc), 2s	
	极壳之间 Between Terminals To Case:	3 020Vac, 1min	
绝缘电阻 Insulation Resistance	R ≥ 15 000MΩ, C _N ≤ 0.33μF	(20°C, 100V, 1min)	
	RC _N ≥ 5 000s, C _N > 0.33μF		
损耗角正切 Dissipation Factor(tanδ)	0.0010μF ≤ C _N ≤ 0.47μF	≤ 15 × 10 ⁻⁴ (20°C, 1kHz)	≤ 20 × 10 ⁻⁴ (20°C, 10kHz)
	0.47μF < C _N ≤ 1.0μF	≤ 20 × 10 ⁻⁴ (20°C, 1kHz)	≤ 40 × 10 ⁻⁴ (20°C, 10kHz)
	1.0μF < C _N	≤ 30 × 10 ⁻⁴ (20°C, 1kHz)	-----
注: 1. 如果需要用到承载一定纹波电流场合, 建议选用C6A等专用的滤波电容器; 如有疑问, 请与我司技术工程师联系; 2. 若用于户外或长期湿度较大场合, 建议选用防潮设计。	If used in application which has ripple current applied, recommend to use AC filter series: C6A etc; If have any questions please contact our technical engineer for more detail; For outdoor or severe humidity condition application, recommend to use THB series.		



■ 产品编码说明 Part number system

■ 15 位产品代码如下:

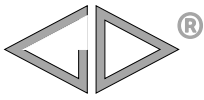
The 15 digits part number is formed as follow:

1	2	3	4	5	6	7	8	9	10	11	12	13	14	15
C	4	6												

第 1~3 位	型号代码	Digit 1 to 3	Series code
	C46=MKP66		C46=MKP66
第 4~5 位	交流额定电压	Digit 4 to 5	AC rated voltage
	V2=760V		V2=760V
第 6~8 位	标称容量	Digit 6 to 8	Rated capacitance value
	举例: 103=10×10 ³ pF=0.01μF		for example: 103=10×10 ³ pF=0.01μF
第 9 位	容量偏差	Digit 9	Capacitance tolerance
	K=±10%, M=±20%		K=±10%, M=±20%
第 10 位	引线脚距 P	Digit 10	Pitch
	6=15.0mm 9=22.5mm		6=15.0mm 9=22.5mm
	B=27.5mm F=37.5mm		B=27.5mm F=37.5mm
第 11 位	内部特征码	Digit 11	Internal use
第 12~15 位	引线加工和包装代码	Digit 12 to 15	Lead form and packaging code

■ Table 1 引线加工和包装代码 lead form and packaging code

第 12 位 Digit 12		第 13 位 Digit 13		第 14 位 Digit 14		第 15 位 Digit 15	
代码 Code	说明 explanation	代码 Code	说明 explanation	代码 Code	说明 explanation	代码 Code	说明 explanation
A	弹带包装 ammo-pack	6	F=15.0mm	0	表示直脚 straight	5	P3=25.4mm; H=18.5mm (For pitch=10.0/15.0mm) (Detail parameter refer to page 16)
C	直脚 Straight lead "C" in the figure above	代码 Code	说明 explanation			0	引线长度偏差±0.5mm 或标准长度 Length tolerance±0.5mm Or standard length
		00	标准的引线长度(18mm ~26 mm) standard lead length				
		45	引线长度 4.5mm lead length 4.5mm				



MKP66
Code:C46

■ 外形尺寸 Dimensions(mm)

760Vac							760Vac						
C _N (μF)	W	H	T	P	d	Part number	C _N (μF)	W	H	T	P	d	Part number
0.0010	17.5	9.5	5.0	15.0	0.6	C46V2102-6S****	0.068	32.0	18.0	9.0	27.5	0.8	C46V2683-B0****
0.0012	17.5	9.5	5.0	15.0	0.6	C46V2122-6S****	0.082	32.0	18.0	9.0	27.5	0.8	C46V2823-B0****
0.0015	17.5	9.5	5.0	15.0	0.6	C46V2152-6S****	0.10	32.0	18.0	9.0	27.5	0.8	C46V2104-BS****
0.0018	17.5	9.5	5.0	15.0	0.6	C46V2182-6S****	0.10	32.0	12.0	18.0	27.5	0.8	C46V2104-BC****
0.0022	17.5	9.5	5.0	15.0	0.6	C46V2222-6S****	0.12	32.0	18.0	9.0	27.5	0.8	C46V2124-BS****
0.0027	17.5	9.5	5.0	15.0	0.6	C46V2272-6S****	0.15M	32.0	12.0	18.0	27.5	0.8	C46V2154MBC****
0.0033	17.5	11.0	5.0	15.0	0.6	C46V2332-6S****	★ 0.15K	32.0	12.0	22.0	27.5	0.8	C46V2154KBC****
0.0047	17.5	11.0	5.0	15.0	0.6	C46V2472-6S****	0.15	32.0	20.0	11.0	27.5	0.8	C46V2154-BS****
0.0056	17.5	11.0	5.0	15.0	0.6	C46V2562-6S****	0.18	32.0	20.0	11.0	27.5	0.8	C46V2184-BS****
0.0068	17.5	11.0	5.0	15.0	0.6	C46V2682-6S****	0.22	32.0	22.0	13.0	27.5	0.8	C46V2224-BS****
0.0082	17.5	11.0	5.0	15.0	0.6	C46V2822-6S****	★ 0.22M	32.0	12.0	22.0	27.5	0.8	C46V2224MBC****
0.010	17.5	11.0	5.0	15.0	0.6	C46V2103-6S****	★ 0.22K	32.0	16.0	22.0	27.5	0.8	C46V2224KBC****
0.012	17.5	12.0	6.0	15.0	0.6	C46V2123-6S****	0.27	32.0	22.0	13.0	27.5	0.8	C46V2274-BS****
0.015	17.5	12.0	6.0	15.0	0.6	C46V2153-6S****	0.33	32.0	24.5	15.0	27.5	0.8	C46V2334-BS****
0.018	17.5	12.0	7.0	15.0	0.6	C46V2183-6S****	0.33	32.0	28.0	14.0	27.5	0.8	C46V2334-BA****
0.022	17.5	13.5	7.5	15.0	0.6	C46V2223-6S****	★ 0.33	32.0	16.0	27.5	27.5	0.8	C46V2334-BC****
0.027	17.5	14.0	8.0	15.0	0.6	C46V2273-6S****	0.39	32.0	28.0	17.0	27.5	0.8	C46V2394-BA****
0.033	17.5	14.5	8.5	15.0	0.6	C46V2333-6S****	0.39	32.0	30.0	16.0	27.5	0.8	C46V2394-BS****
0.039	17.5	16.0	10.0	15.0	0.8	C46V2393-6S****	0.47M	32.0	28.0	17.0	27.5	0.8	C46V2474MBA****
0.047M	17.5	16.0	10.0	15.0	0.8	C46V2473M6S****	0.47K	32.0	29.0	19.0	27.5	0.8	C46V2474KBA****
0.047K	17.5	19.0	11.0	15.0	0.8	C46V2473K6S****	0.47	32.0	30.0	16.0	27.5	0.8	C46V2474-BS****
0.056	17.5	19.0	11.0	15.0	0.8	C46V2563-6S****	★ 0.47	32.0	18.5	31.0	27.5	0.8	C46V2474-BC****
0.068M	17.5	19.0	11.0	15.0	0.8	C46V2683M6S****	0.56	32.0	33.0	18.0	27.5	0.8	C46V2564-BS****
0.010	26.5	15.0	6.0	22.5	0.8	C46V2103-90****	0.68	32.0	37.0	22.0	27.5	0.8	C46V2684-BS****
0.012	26.5	15.0	6.0	22.5	0.8	C46V2123-90****	★ 0.33	41.0	26.0	12.0	37.5	1.0	C46V2334-FS****
0.015	26.5	15.0	6.0	22.5	0.8	C46V2153-90****	0.33	41.0	24.0	13.0	37.5	1.0	C46V2334-FA****
0.018	26.5	15.0	6.0	22.5	0.8	C46V2183-90****	0.33	42.0	15.0	24.0	37.5	1.0	C46V2334-FC****
0.022	26.5	15.0	6.0	22.5	0.8	C46V2223-90****	★ 0.39	41.0	26.0	12.0	37.5	1.0	C46V2394-FS****
0.027	26.5	15.0	6.0	22.5	0.8	C46V2273-90****	0.39	41.0	24.0	13.0	37.5	1.0	C46V2394-FA****
0.033	26.5	15.0	6.0	22.5	0.8	C46V2333-9S****	0.47M	42.0	15.0	24.0	37.5	1.0	C46V2474MFC****
0.039	26.5	15.0	6.0	22.5	0.8	C46V2393-9S****	0.47	41.0	26.0	15.0	37.5	1.0	C46V2474-FS****
0.047	26.5	15.0	6.0	22.5	0.8	C46V2473-9S****	0.47	42.0	28.0	14.0	37.5	1.0	C46V2474-FA****
0.056	26.5	16.0	7.0	22.5	0.8	C46V2563-9S****	0.56	41.0	30.0	16.0	37.5	1.0	C46V2564-FS****
0.068	26.5	16.0	7.0	22.5	0.8	C46V2683-9S****	0.68M	42.0	19.0	24.0	37.5	1.0	C46V2684MFC****
0.082	26.5	17.0	8.5	22.5	0.8	C46V2823-9S****	0.68K	41.0	20.0	26.0	37.5	1.0	C46V2684KFC****
0.10M	26.5	17.0	8.5	22.5	0.8	C46V2104M9S****	0.68	41.0	30.0	16.0	37.5	1.0	C46V2684-FS****
0.10K	26.5	18.5	10.0	22.5	0.8	C46V2104K9A****	0.82	41.0	33.5	18.5	37.5	1.0	C46V2824-FS****
0.12	26.5	18.5	10.0	22.5	0.8	C46V2124-9S****	1.0M	41.0	33.5	18.5	37.5	1.0	C46V2105MFS****
0.15	26.5	20.0	11.0	22.5	0.8	C46V2154-9S****	1.0K	41.0	37.0	22.0	37.5	1.0	C46V2105KFS****
0.18	26.5	22.0	12.0	22.5	0.8	C46V2184-9S****	1.0	42.0	24.0	32.0	37.5	1.0	C46V2105-FC****
0.22M	26.5	22.0	12.0	22.5	0.8	C46V2224M9S****	1.2	41.0	37.0	22.0	37.5	1.0	C46V2125-FS****
0.22K	26.5	23.0	13.5	22.5	0.8	C46V2224K9S****	1.5	41.0	41.0	26.0	37.5	1.0	C46V2155-FS****
0.27	26.5	24.5	15.5	22.5	0.8	C46V2274-9S****	1.5	41.5	37.5	27.5	37.5	1.0	C46V2155-FA****
0.33M	26.5	29.5	14.5	22.5	0.8	C46V2334M9S****	1.8M	41.0	41.0	26.0	37.5	1.0	C46V2185MFS****
							1.8M	41.5	37.5	27.5	37.5	1.0	C46V2185MFA****
							1.8K	41.0	43.0	28.0	37.5	1.0	C46V2185KFS****
							2.2M	42.0	45.0	30.0	37.5	1.0	C46V2225MFS****

备注 Note: 1. “-”表示容量偏差。 “.”=capacitance tolerance code. M=±20%, K=±10%。
 2. “****”表示引线加工和包装代码(见表1)。“****”=lead form and packing code(refer to table 1).
 3. “★”表示外壳为圆弧底。“★”=Arc bottom of the outer shell.