

DFN1006-2L Plastic-Encapsulate ESD Protection Diodes

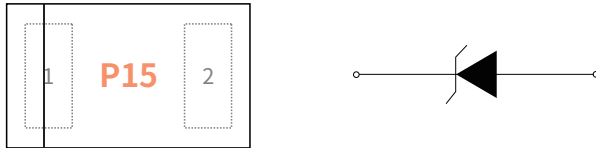
● Features

- Low leakage current
- DFN1006-2L surface mount package
- IEC 61000-4-2 (ESD Air): $\pm 30\text{kV}$
- IEC 61000-4-2 (ESD Contact): $\pm 30\text{kV}$
- IEC 61000-4-5 (Lightning 8/20 μs): 38A

● Applications

- Cellular Handsets and Accessories
- Personal Digital Assistants
- Notebooks and Handhelds
- Portable Instrumentation, Digital Cameras
- Peripherals, Audio Players, Industrial Equipment

● Function Diagram



Reverse Working Voltage
15V Max.
Normal capacitance
90pF(Typ.)

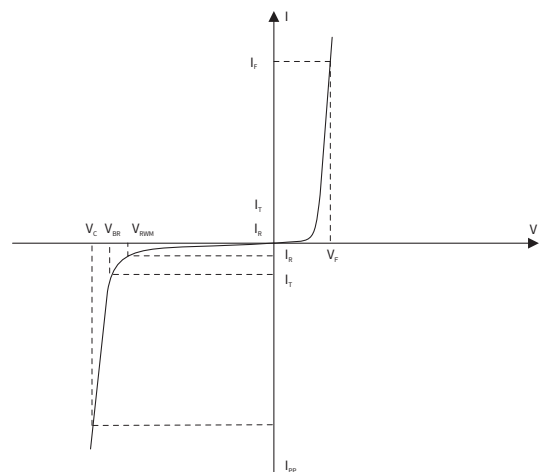


● Maximum Ratings (Ta=25°C Unless otherwise specified)

SYMBOL	PARAMETER	CONDITIONS	VALUE	UNIT
V _{ESD}	Electrostatic Discharge Voltage	ESD per IEC 61000-4-2(Air)	± 30	KV
		ESD per IEC 61000-4-2(Contact)	± 30	KV
P _{PP}	Peak Pulse Power	tp = 8/20 μs	1000	W
I _{PP}	Rated Peak Pulse Current	tp = 8/20 μs	38	A
T _J	Operating JunctionTemperature Range	—	-55 to +125	°C
T _{STG}	Operating JunctionTemperature Range	—	-55 to +125	°C

● Electrical Parameter

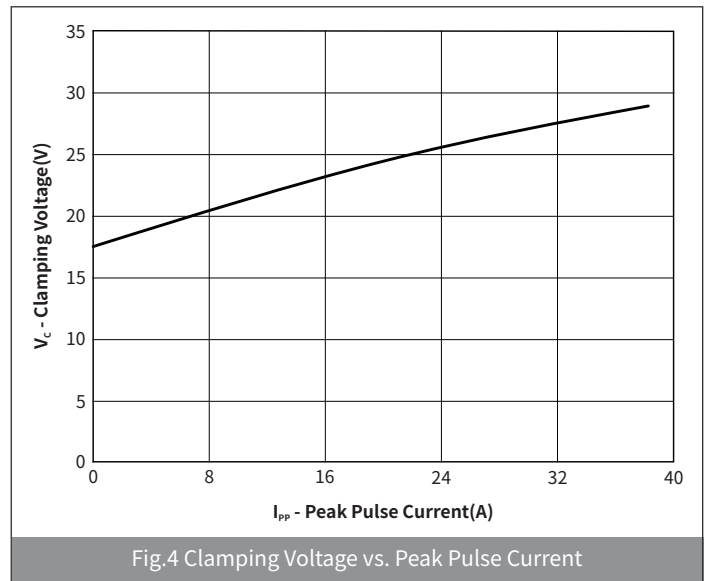
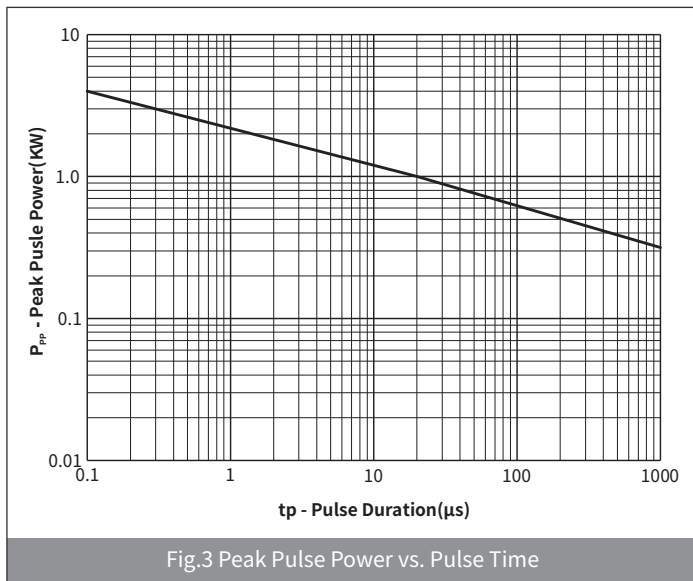
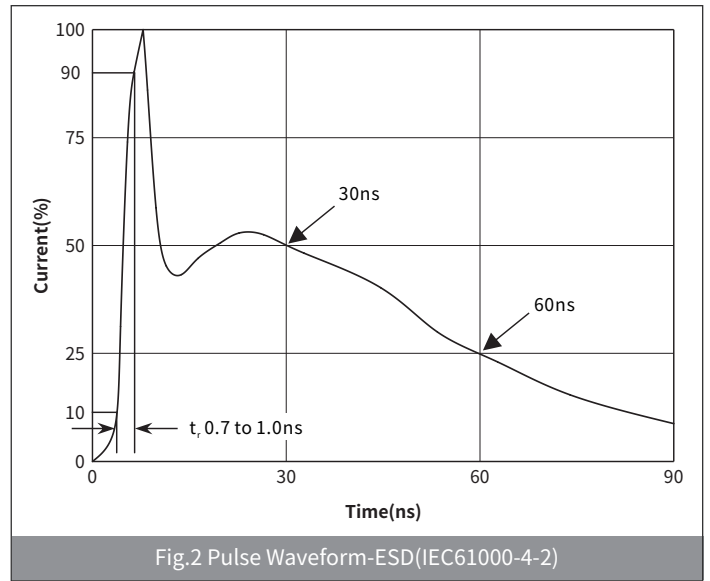
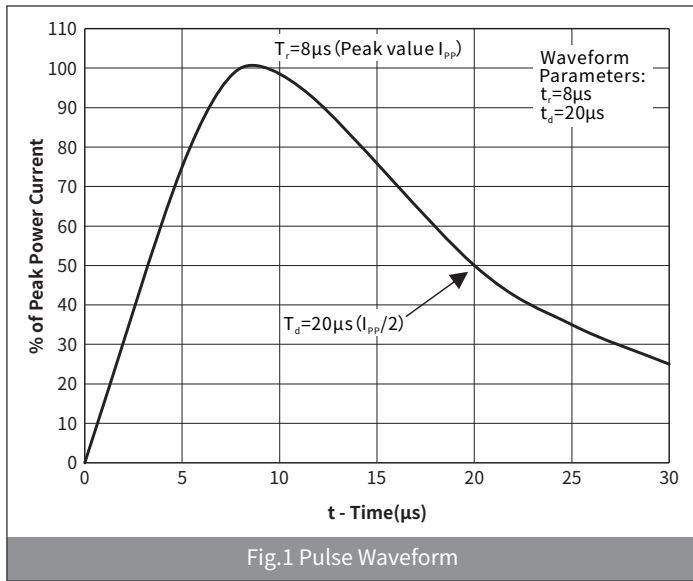
SYMBOL	PARAMETER
V _C	Clamping Voltage @ I _{PP}
V _{BR}	Breakdown Voltage @ I _T
I _{PP}	Peak Pulse Current
I _T	Test Current
I _R	Reverse Leakage Current @ VRWM
V _{RWM}	Peak Reverse Working Voltage
P _{PP}	Peak Pulse Power Dissipation
C _J	Junction Capacitance @ V _R =0V,f=1MHz
I _F	Forward Current
V _F	Forward Voltage @I _F



● **Electrical Characteristics** (Ta=25°C Unless otherwise specified)

PARAMETER	SYMBOL	CONDITION	Min	Typ	Max	UNIT
Peak Reverse Working Voltage	V_{RWM}	$T_a=25^\circ\text{C}$	—	—	15	V
Breakdown Voltage	V_{BR}	$I_R=1.0\text{mA}, T_a=25^\circ\text{C}$	16.7	—	—	V
Reverse Leakage Current	I_R	$V_R=15\text{V}, T_a=25^\circ\text{C}$	—	—	1	μA
Clamping Voltage	V_C	$I_{PP}=38\text{A}, t_p=8/20\mu\text{s}$	—	28	—	V
Junction Capacitance	C_J	$V_R=0\text{V}, f=1\text{MHz}$	—	90	—	pF

● **Ratings And Characteristics Curves** (Ta=25°C Unless otherwise specified)



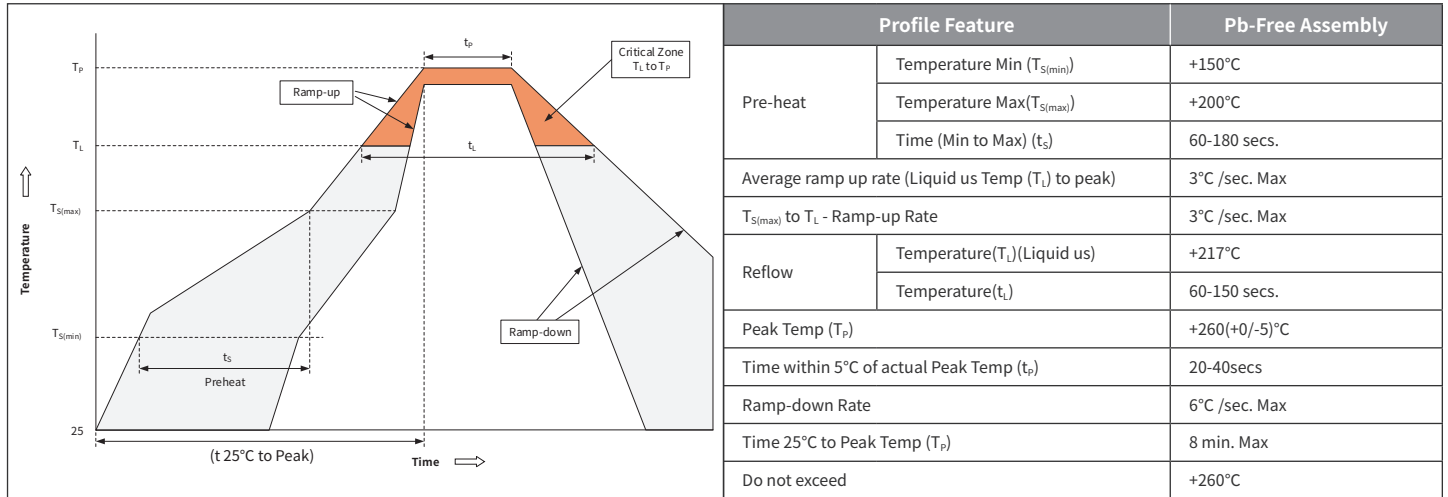
H15VN10UA

Uni-directional 15V Normal Capacitance ESD

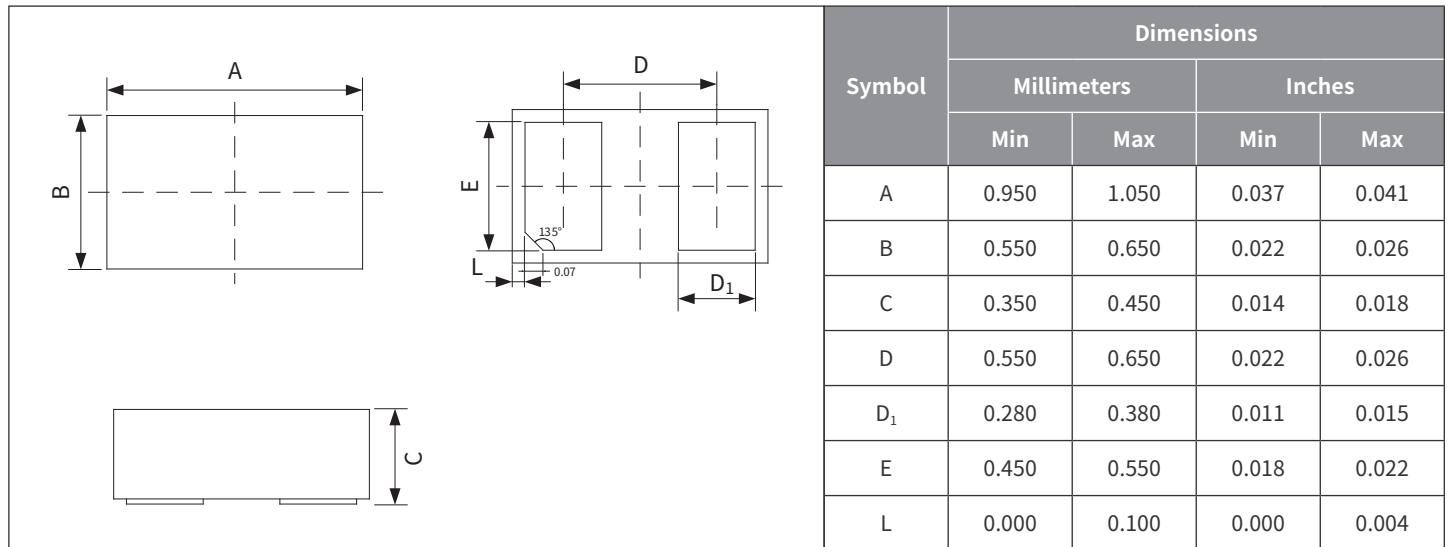
Ordering Information

PREFERRED P/N	PACKAGE	SIZE(mm)	DELIVERY MODE	MPQ(PCS)
H15VN10UA	DFN1006-2L	1.00×0.60×0.37	7"	10000

Recommended Soldering Conditions



Package Outline Dimensions (DFN1006-2L)



Suggested Pad Layout

