

**承 认 书**  
**SPECIFICATION FOR APPROVAL**

客 户 Customer:

\_\_\_\_\_

产品名称 Project:

SMA天线连接器

\_\_\_\_\_

规格型号 Part No:

SMA-KE11

\_\_\_\_\_

**贵公司承认印 Approval signatures**

料 号/Part No.	签 章/Signatures


日期 Date:

拟制/Drawn	王宗华	
审核/Check	陈森森	
批准/Approved	张春华	

## 1.1 Specifications

型号 <b>Antennas Type</b>	SMA-KE11
阻抗 <b>Impedence (<math>\Omega</math>)</b>	50 $\Omega$
电压驻波比 <b>V.S.W.R</b>	直式软性电缆 $<1.15+0.02f$ (GHZ)
频率范围 <b>Frequenc Range(MHz)</b>	0~3GHz
工作电压 <b>DC Voltage (V)</b>	1000Vmax
介质耐压 <b>Withstand Voltage(V)</b>	1000Vrms (海平面)
接触电阻 <b>Contact resistance()</b>	内导体 $\leq 3M\Omega$ 外导体 $\leq 2M\Omega$
绝缘电阻 <b>Insulation resistance</b>	$\geq 5000M\Omega$
插入损耗 <b>Insert Loss</b>	0.15dB (6GHz)
射频泄漏 <b>RF leakage</b>	-60dB/-90dB (软电缆/半刚电缆) @2-3GHz
耐用性 <b>Durability(mating)</b>	500 次
外壳 <b>shell</b>	HPb59-1 (黄铜) 镀金
内导体 <b>Inner conductor</b>	HPb59-1 (黄铜) 镀金
螺母 <b>Nut</b>	HPb59-1 (黄铜) 镀金
花齿 <b>Cogwheel</b>	HP60 (黄铜)
绝缘体 <b>insulator</b>	聚四氟乙烯
重量 <b>Weight(g)</b>	None
工作温度 <b>OperatingTemperature(<math>^{\circ}C</math>)</b>	-65~+165 (PE CABLE-40~+85)

## 1.2 Antenna Picture



上图型号: SMA-KE11

(可定制)

\*注: 因天线功能较为敏感, 主体周边机构有变更请通知我们评估。

## 2. Electrical Specification

### 2.1 Test Equipment

- A. VSWR and input impedance: Agilent 8753/E5071 Network Analyzer
- B. Antenna gain and efficiency: ETS three-dimensional anechoic chamber

### 2.2 Test Setup

#### 2.2.1 Frequency Range

#### 2.2.2 VSWR

Step 1: The antenna is arranged on the customer provided test fixture.

Step 2: The VSWR of the antenna is measured via Agilent 8720/8753 Network Analyzer (see figure. 1).



**Figure.1**

#### 2.2.3 Radiation pattern and Gain

- A. The 3D chamber provides less than -40dB reflectivity from 800MHz to 6GHz and a 40cm diameter spherical quiet zone. The measurement results are calibrated using both dipoles and standard gain horns (see figure. 2).
- B. The antenna under tested is arranged in the turned table and a decoupling sleeve is used to reduce feed line radiation (see figure. 3).
- C. The measured results of the radiation patterns and antenna gain are obtained from the control system and showed on the monitor (see figure. 4 and 5).




Figure.2



Figure.3




Figure.4


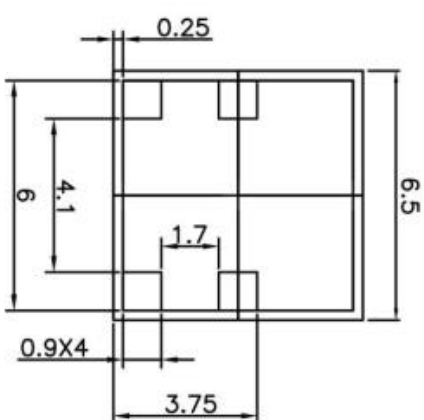
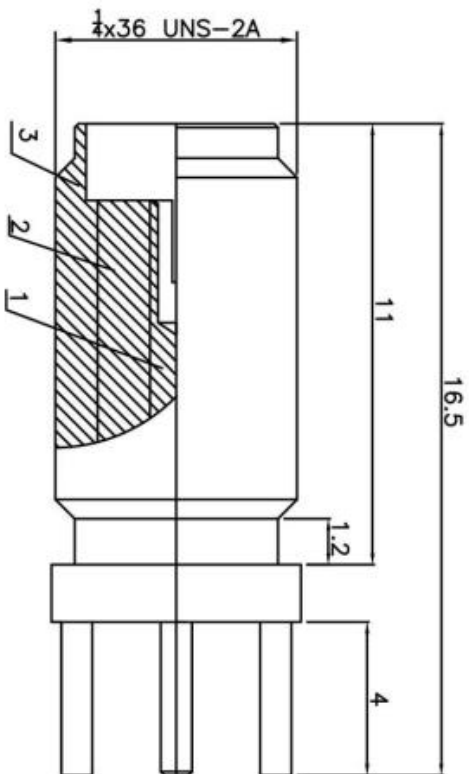
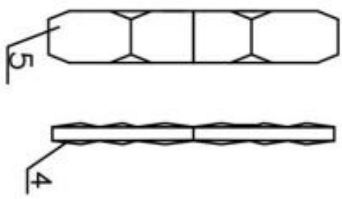


Figure.5



⑥				
⑤	花齿	HP60(黄铜)		镀金
④	螺母	HPb59-1(黄铜)		镀金
③	内导体	HPb59-1(黄铜)		镀金
②	绝缘子	聚四氟乙烯		
①	外壳	HPb59-1(黄铜)		镀金
序号	零件料号	名称	材质	涂覆

DESIGNED		CHECKED		APPROVAL		DRAWING NUMBER		DATE		REV.		SCALE: 3:1	
ECN BO.				new		DESCRIPTION.		2015/5/3		A		瀚源	
DESIGNED		CHECKED		APPROVAL		DRAWING NUMBER		DATE		REV.		SCALE: 3:1	
Mikey		Tom		Jerry		SMA-KE11		2015/5/3		A		X X X X X X ANGULAR	
MODEL NAME		MODEL NAME		MODEL NAME		MODEL NAME		MODEL NAME		MODEL NAME		MODEL NAME	
SMA-KE11		SMA-KE11		SMA-KE11		SMA-KE11		SMA-KE11		SMA-KE11		SMA-KE11	
3RD ANGLE PROJ		3RD ANGLE PROJ		3RD ANGLE PROJ		3RD ANGLE PROJ		3RD ANGLE PROJ		3RD ANGLE PROJ		3RD ANGLE PROJ	
HanElectricity Co.,LTD		HanElectricity Co.,LTD		HanElectricity Co.,LTD		HanElectricity Co.,LTD		HanElectricity Co.,LTD		HanElectricity Co.,LTD		HanElectricity Co.,LTD	
FILE NO.		FILE NO.		FILE NO.		FILE NO.		FILE NO.		FILE NO.		FILE NO.	

UNLESS OTHERWISE SPECIFIED, TOLERANCE:  
X  
X X  
X X X  
ANGULAR

瀚源