

产品承认书

SPECIFICATION FOR APPROVAL

客户名称 Customer:	客户代码 Customer Code:
客户料号 Customer NO.:	本公司料号 Model NO.: PS071-06U125D1-ZCY-G
规格名称 Description: 无锁开关	日期 Date: 2024.07.04

<input type="checkbox"/> 新品承认 New Product Approve	<input type="checkbox"/> 规格变更承认 Description Change Approve	<input type="checkbox"/> 材料变更承认 Material Change Approve
设计 Designed 余嘉诚 2024.07.04	审核 Checked 朱树清 2024.07.04	批准 Approved 徐君辉 2024.07.04

客户确认栏
Customer approval


采购 Purchase Dept.	品质 QC Dept.	工程 Engineering Dept.	批准 Approved

结论 Conclusion	<input type="checkbox"/> 合格 Qualified	<input type="checkbox"/> 重新送样 Sample Test Again	<input type="checkbox"/> 不合格 Unqualified
------------------	--	--	---

地址: 浙江省乐清市宋湖工业区汇丰路 92 号 邮编: 325600
Add: NO.92 Huifeng Road, Songhu Ind. Zone, Yueqing
325600, Zhejiang, China
Tel: 0577-62533000 61522500 62532000
Fax: 0577-62078255 62530255
QQ: 292229076 1022393300 200858758



ISO9001 ISO14001 ISO45001

	产品承认书 SPECIFICATION	产品名称 Product name	无锁开关	版本 Edition	A
		型号 Model	PS071-06U125	Page	1/4

1、概述

General

1.1 适用范围

Application

此承认书适用与机械式微动开关的相关要求

This specification is applied to the requirements for Micro Switch (Mechanical Contact)

1.2 工作温度范围

Operating Temperature Range

-25℃~70℃ (在标准大气压、标准湿度条件下)

-25℃~70℃ (Normal humidity, normal air pressure)

1.3 贮存环境

Storage environment

开关应贮存在温度为-5~35℃、相对湿度不大于80%,周围空气中无酸、碱或其它腐蚀性气体的库房中。

The switch should be stored in warehouse which temperature of -5~35℃, relative humidity of not more than 80%, no acid, alkali and other corrosive gases in the ambient air

2、详细说明

Detailed specification

2.1 外观: 应无影响、降低产品性能的缺陷;

Appearance: There should be no defects that affect the serviceability of product.

2.2 结构尺寸和安装尺寸: 应符合装配图要求;

Structure and dimension: shall conform to the assemble drawings.


2.3 开关工作额定值: DC 30V, 100mA (有效值)


Ratings: 30V DC, 100mA (effective value)

3、电气性能:

Electrical Specification

	项目 Item	试验条件 Test Conditions	要求 Requirements
3.1	接触电阻 Contact Resistance	<p>在以5V 10mA的直流电源或不低于1KHz的交流电源的电路中, 以一个等于2倍按力的静负荷施加于手柄中心</p> <p>Applying a static load of 2 times operating force to the center of the stem, measurement shall be made by 5V DC 10mA or more than 1KHz AC small-current contact resistance meter.</p>	≤100mΩ

	产品承认书 SPECIFICATION		产品名称 Product name	无锁开关	版本 Edition	A
			型号 Model	PS071-06U125	Page	2/4
	项目 Item	试验条件 Test Conditions			要求 Requirements	
3.2	绝缘电阻 Insulation Resistance	在端子之间施加 DC 100V/1min 的条件下，测量端子之间底座、盖板的电阻值 Measurement shall be made following application of 100V DC potential, across terminals, and across terminals and cover, for one minute.			$\geq 100M\Omega$	
3.3	介质耐压 Dielectric voltage proof	在端子之间施加300V AC (50Hz或60Hz) /1min 300V AC (50Hz or 60Hz) shall be applied across terminals, for one minute.			无击穿、无飞弧 There should be no breakdown and flashover	
4. 机械性能： Mechanical Specification						
4.1	按力 Operating Force	开关垂直于操作方向放置，在开关驱动件顶端中心逐渐施力，测量开关导通所需的最大力度。 Placing the switch such that the direction of switch operation is vertical and then gradually the load applied to the center of the stem, the maximum load required of the switch to come to a stop shall be measured.			100~300gf	
4.2	最大行程 Full Travel	开关垂直于操作方向放置，以一个等于2倍按力的静负荷施加在开关驱动件顶端中心直到导通，测量顶端移动的距离。 Placing the switch such that the direction of switch operation is vertical and then applying static load of 2 times operating force to the center of the stem:the travel distance for the switch to come to a stop shall be measured.			$2.0\pm 0.5mm$	
4.3	可焊性 Solderability	在以下设定条件下进行测量： Measurements shall be made following the test forth below: (1) 焊接温度：245±5℃ Solder temperature:245±5℃ (2) 浸入时间：2±0.5s Immersion time: 2±0.5s 对于其它步骤参考《GB5095.6-86》试验12a The other steps please refer to 《GB5095.6-86》 TEST 12a			接线端粘锡面积≥90% Except for the edge, the coating should cover a minimum 90%	

	产品承认书 SPECIFICATION	产品名称 Product name	无锁开关	版本 Edition	A
		型号 Model	PS071-06U125	Page	3/4


5. 极限机械性能:
Endurance Specification

5.1	工作寿命 Operation life	根据下面的测试要求进行测试: Measurement shall be made following the test set forth below: (1) DC 12V,50mA带负载 DC 12V,50 mA resistive load (2) 按动速率: 1 次/秒 Rate of operation: 1 times/s (3) 按力: 按力的1倍 Operating Force: Operating Force 1 times (4) 平均无故障寿命: $\geq 1,0000$ Average Life Expectancy: $\geq 10,000$	接触电阻 $\leq 500m\Omega$ Contact resistance $\leq 500m\Omega$ 按力: 初值的 $\pm 30\%$ Operating Force: initial value $\pm 30\%$
-----	------------------------	--	---

6. 焊接条件:
Soldering Conditions:

6.1	手工焊接 Hand soldering	请按以下条件进行焊接: Please practice according to below conditions: (1) 焊锡温度: $\leq 350^{\circ}C$ Soldering temperature: $350^{\circ}C$ Max (2) 连续焊接时间: $\leq 3s$ Continuous soldering time: $3s$ Max
-----	------------------------	---

6.2	波峰焊 Conditions for wave soldering 适用于直插式开关 Applied to plug-in switch	项目 Items	条件 Condition
		助焊剂附着量 Flux built-up	不附着于零部件贴装面的程度 Mounting surface should not be coated with flux
		预热温度 Preheating temperature	印刷电路板焊接面的周围温度 $100^{\circ}C$ max Ambient temperature of the soldered surface of PC board. $100^{\circ}C$ max
		预热温度时间 Preheating time	$60s$ max
		焊接温度 Soldering temperature	$260^{\circ}C$ max
		焊接浸渍时间 Continuous dipping time	$5s$ max
		焊接次数 Number of soldering	2 次以下 2 times max


	产品承认书 SPECIFICATION	产品名称 Product name	无锁开关	版本 Edition	A
		型号 Model	PS071-06U125	Page	4/4

	项目 Item	试验条件 Test Conditions	要求 Requirements
6.2	波峰焊 Conditions for wave soldering 适用于直插式开关 Applied to plug-in switch	由于 PCB 的材料、尺寸、厚度等不同，PCB 从开关表面获得的温度也会有很大不同，因此，焊接时千万小心不要让开关表面温度超过 240℃。 Due to the difference of PCB material, size and thickness, the temperature obtained by PCB from the switch surface will also be very different. Therefore, be careful not to let the switch surface temperature exceed 240 °C during welding	

注意事项:

Cautions:

- 1、开关浸焊后，注意不要用溶剂清洗开关。
After switches were soldered, please do not clean switches with solvent.
- 2、防止助焊剂从开关的上部流入到开关的内部。
Safeguards the switch assembly against flux penetration from its solvent.
- 3、注意不要施加超负荷的压力或晃动开关。
Please be cautions not to give excessive static load or shock to switches.
- 4、开关浸焊后，印刷基板注意不要叠放。
Please be careful not to pile up P.W.B. after switches were soldered.
- 5、保管时尤其应注意避开高湿高温和有腐蚀性气体的环境。如需要长时间保存，请不要打开包装箱。
Preservation under high temperature and high humidity or corrosive gas should be avoided Especially. when you need to preserve for a long period, do not open the caron.



产品规格

工作方式: 瞬时接触
 触点形式: 双刀双掷
 安装方式: 直立插式

机械性能

动作力: 100~300gf
 电气寿命: 10,000次

工作环境

环境温度: -25~+70℃
 环境湿度: (40℃) ≤95%

电气性能

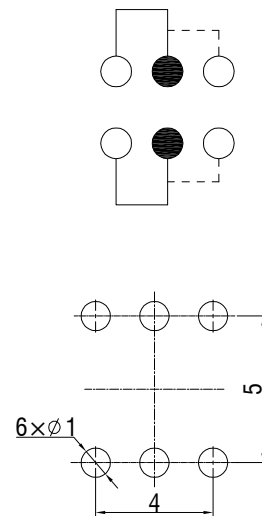
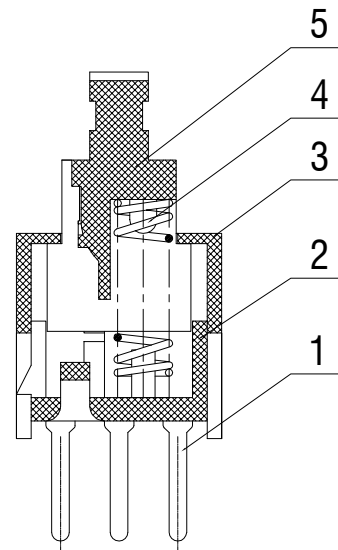
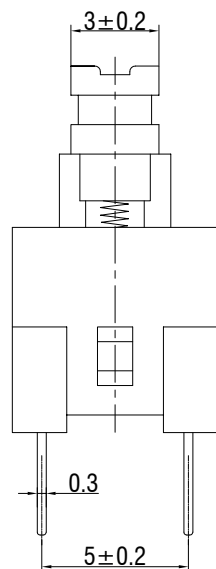
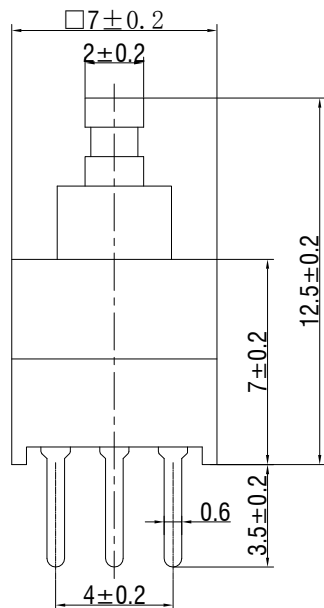
额定电负荷: 100mA @ 30V DC
 耐电压: 250VAC /1分
 接触电阻: 100mΩ Max.
 绝缘电阻: 100MΩ Min.
 行程: 2.0±0.5mm

物料

5. 手柄: POM 蓝色
 4. 弹簧: 碳素弹簧钢丝
 3. 盖板: PC 白色
 2. 底座: GP. PA66 黑色
 1. 接线片: 黄铜镀银

包装

散装
 内包装: 塑料袋
 外包装: 纸箱



借通用件登记

描图

校描

旧底图总号

签字

日期

					无锁开关		PS071-06U125D1-ZCY-G					
标记	处数	更改文件号	签名	日期	视图		阶段	标记	质量	比例	版本	
设计	余嘉诚						 Dimensions are shown:mm(inches) 2024. 07. 04					4:1
审核	朱树清				第1张				共1张			
批准	徐君辉				温州康宏电子有限公司							