

Hybrid Conductive Polymer Type / Surface Mount Type

RoHS compliance

HVPZ Series

125°C

High Ripple Current



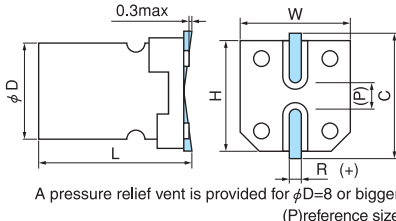
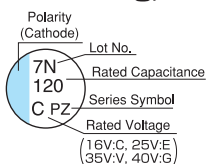
- 125°C, 2,000 to 3,000hours
- Solvent proof (within 2 minutes)



Specifications

Items	Condition	Specifications				
Rated voltage (V)	—	16	25	35	40	
Surge voltage (V)	Room temperature	20	32	44	50	
Category temperature range (°C)	—	-55 to +125				
Capacitance tolerance (%)	120Hz/20°C	M : ±20				
Dissipation Factor (tan δ)	tanδ (max) 120Hz/20°C	0.16				
Leakage current (LC)	μA/after 2minutes (max)	The greater value of either 0.01CV or 3				
Endurance	125°C rated voltage applied (With the rated ripple current)	Test	16V	φ6.3 : 2,000hours, D≥φ8 : 2,500hours		
			25V _≤	φ6.3 : 2,000hours, D≥φ8 : 3,000hours		
		ΔC/C	Within ±30% of the initial value			
		tan δ	Less than 200% of the specified value			
		ESR	Less than 200% of the specified value			
		LC	Less than the specified value			

Marking, Dimensions



A pressure relief vent is provided for φD=8 or bigger (P)reference size

(Unit : mm)

D ^{+0.5max}	L ^{+0.3}	W ^{+0.2}	H ^{+0.2}	C ^{+0.2}	R	P
6.3	6.0	6.6	6.6	7.3	0.5 to 0.8	2.2
6.3	7.7	6.6	6.6	7.3	0.5 to 0.8	2.2
8	10.5	8.3	8.3	9.0	0.7 to 1.0	3.2
10	10.5	10.3	10.3	11.0	1.0 to 1.4	4.6
10	12.5	10.3	10.3	11.0	1.0 to 1.4	4.6

Size, ESR, Rated Ripple Current

μF \ V	16		25		35		40	
18							6.3×6.0	55 1050
27					6.3×6.0	50 1070	6.3×7.7	48 1230
47			6.3×6.0	40 1260	6.3×7.7	45 1280		
56							8×10.5	30 1710
68			6.3×7.7	35 1380				
82	6.3×6.0	38 1320						
100					8×10.5	28 1780	10×10.5	21 2360
120	6.3×7.7	32 1440					10×12.5	16 2700
150			8×10.5	25 1880	10×10.5	20 2440		
220					10×12.5	15 2800		
270	8×10.5	23 1970	10×10.5	19 2500				
330			10×12.5	14 2890				
470	10×10.5	18 2620						
560	10×12.5	14 3030						


Please refer to page 19 for ripple current frequency coefficients.

ESR(mΩ)
max at 100kHz, 20°C

Case size: φDxL (mm)

Rated ripple current
mA rms (100kHz, 125°C)

Part number



Basic Construction Features Characteristics

Advantages of EP-cap

Soldering Condition
Reflow Soldering Condition
Ripple Current Frequency Coefficient

HVA

HVBF

HVH

HVP

HVT

HVJ

HVHZ

HVPZ

HVHF

HVPF

HVPX

HVPC

HEH

HEHZ

HEPZ