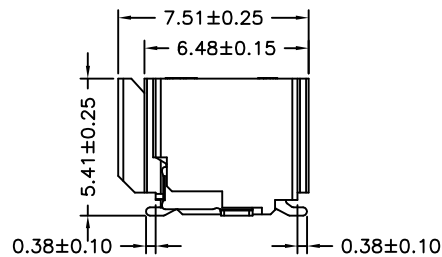
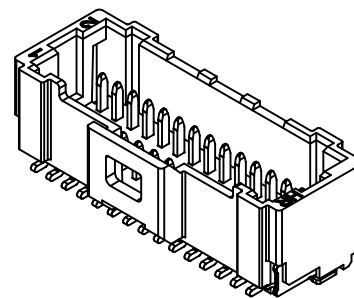
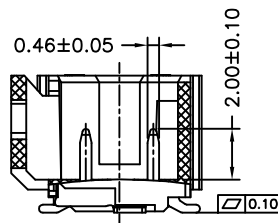
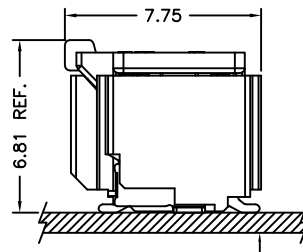


P.C.B LAYOUT (TOP VIEW)



MATED CONDITION PCB



P/N LEGEND

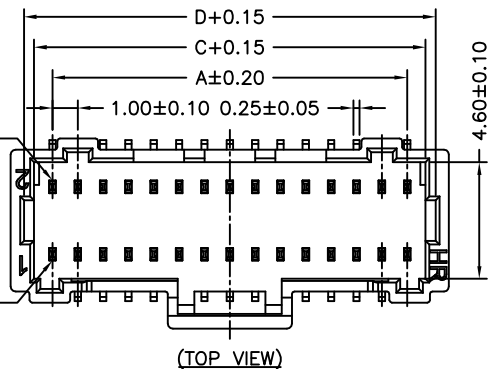
A1014 WVA-S-2XNP XXX
① ② ③ ④ ⑤

- ① Series No.
- ② Connector type: WVA=Vertical A Type
- ③ Mounting type: S=SMT without boss
- ④ No. of circuits
- ⑤ Option code:
Blank=Contacts/Gold-flash and Solder tabs/Matte Tin-plated

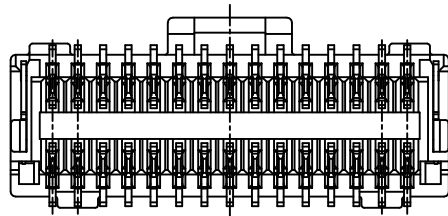
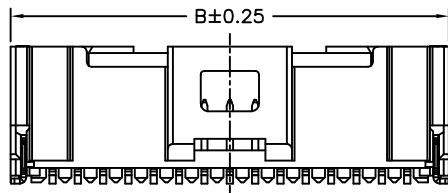
SPECIFICATIONS

Current Rating: 0.8A AC,DC
Voltage Rating: 50V AC,DC
Temperature Range: -25°C ~ +85°C
Contact Resistance: 20mΩ Max.
Insulation Resistance: 100MΩ Min.
Withstanding Voltage: 250V AC/minute
Pin Material: Phosphor Bronze
Solder Tabs: Brass
Material: Nylon 6T,UL94V-0
Cap: Nylon 6T,UL94V-0,Natural(Beige)
Color: Natural(Beige)

Circuit No.	Dimensions			
	A	B	C	D
2X08P	7.00	10.30	8.45	9.25
2X10P	9.00	12.30	10.45	11.25
2X15P	14.00	17.30	15.45	16.25
2X16P	15.00	18.30	16.45	17.25
2X20P	19.00	22.30	20.45	21.25
2X25P	24.00	27.30	25.45	26.25



(TOP VIEW)



燦達電子工業股份有限公司
JOINT TECH ELECTRONIC IND. CO., LTD.

UNIT	SCALE	SHEET
mm	1 : 1	1 of 2
DRAWN BY	APPROVED BY	
歐陽小強	謝瑞清	
2009.02.18	2009.02.18	
GENERAL TOLERANCE		
X. X±0.25	ANGLE±	
X. XX±0.15		
X. XXX±0.05		

TITLE:	
1.00mm PITCH 180° WAFER-SMT TYPE	
DRAW NO.:	REV.
A1014WVA-S-2XNP	A1

REV.	DESCRIPTION	DATE	NAME
A1	EN1008200220	2010.10.06	陳錦展