


ITT Cannon Combination D-Sub Connectors



RECTANGULAR CONNECTOR SUITED FOR NETWORK AND COMMUNICATION PORTS

ITT Cannon Combination D-Sub connectors offer the advantages of an industry standard shield I/O interconnect, with the flexibility of a customized special, designed for any application. This connector system is ideal for applications that require optimization of space while improving overall shielding. Combination D-Sub accomplishes this by combining multiple interconnect types into one fully-shielded product, decreasing the number I/O interfaces and reducing the possibility of EMI/RFI leakage.

APPLICATIONS

- Video Coaxial Transmission (75Ω)
- RF and Telecom Transmission (50Ω)
- Power Interconnects (Up to 40A)
- Aerospace
- Defense
- Industrial
- Transportation

FEATURES

OPTIMIZATION OF SPACE WHILE IMPROVING OVERALL SHIELDING

Combination D-Sub connectors are ideal for applications that require optimization of space while improving overall shielding. Combination D-Sub accomplishes this by combining multiple interconnect types into one fully shielded product, decreasing the number of I/O interfaces and reducing the possibility of EMI/RFI leakage. These connectors are typically used where small space and overall shielding are of primary concern.


VERSATILE CONTACT COMBINATIONS

These connectors can combine high power, high voltage, coaxial 50 & 75 ohm with pre-installed signal contacts. In addition, they are available in either solder or crimp terminations. Guide pins and sockets make for blind mating applications. Combination D-Sub connectors are available up to 8 size 8 cavities for the High Power, High Voltage, coaxial contacts and up to 46 signal contacts.

FLEXIBILITY

Combination D-Sub connector series offers the advantages of an industry standard shield I/O interconnect with standard and European footprints, and the flexibility of a customized special, designed for any application. There is a wide range of contact and shell types available including RoHS compliant versions, dimpled shells, and stainless steel shells for durability. Please view the specifications for the various shell and contact platings available.

FEATURES






CANNON D-SUB PREFIX	D*	D*A	D*U	D*SF	D*M	D*M	D*MA
D-SUB FAMILY	ORIGINAL D	COMMERCIAL D	BURGUN- D	FLAT CABLE IDC D	COMBO D	MARK I	MARK II
TERMINATION							
SOLDER CUP	X	-	-	-	X	X	-
CRIMP AND INSERT	-	X	X	-	X	-	X
STRAIGHT PC	X	-	X	-	X	X	-
RIGHT ANGLE PC	X	-	X	-	X	X	-
WIRE WRAP	X	-	-	-	X	X	-
IDC	-	-	-	X	-	-	-
PRESS FIT	-	-	-	-	-	-	-
PRE-WIRED	-	-	-	-	-	-	-
CONTACT STYLE							
MACHINED	X	-	X	-	X	X	X
STAMPED & FORMED	X	X	X	X	++H	-	X
COMBO	-	X	-	-	X	-	X
HIGH DENSITY	-	-	-	-	-	-	X
DOUBLE DENSITY	-	-	-	-	-	-	-
MICRO (SUPER HIGH DENSITY)	-	-	-	-	-	-	-
TECHNICAL SPECIFICATION							
SHELL	STEEL	STEEL	STEEL	STEEL	STEEL	STEEL	STEEL
PLATING	TIN	TIN	TIN	TIN	TIN	TIN/CAD	TIN/CAD
INSULATOR	THERMO PLASTIC, UL94V0	THERMO PLASTIC, UL94V0	THERMO PLASTIC, UL94V0	THERMO PLASTIC, UL94V0	THERMO PLASTIC, UL94V0	THERMO PLASTIC, UL94V0	THERMO PLASTIC, UL94V0
CONTACT	COPPER ALLOY	COPPER ALLOY	COPPER ALLOY	COPPER ALLOY	COPPER ALLOY	COPPER ALLOY	COPPER ALLOY
PLATING	GOLD OVER NICKEL	GOLD OVER NICKEL	GOLD OVER NICKEL	GOLD OVER NICKEL	GOLD OVER NICKEL	GOLD OVER NICKEL	GOLD OVER NICKEL
CURRENT IN AMPS	5	5†	5	1	7.5†	7.5	7.5
TEMPERATURE	-55°C TO 125°C	-55°C TO 105°C	-55°C TO 105°C	-55°C TO 105°C	-55°C TO 125°C	-55°C TO 125°C	-55°C TO 125°C
TEST VOLTAGE AT SEA LEVEL	1250 VAC	500 VAC	1000 VAC	750 VAC	1250 VAC SIGNAL 1000 VAC COAX/ HIGH POWER 2800 VAC HIGH VOLTAGE	1000 VAC	1200 VAC
CONTACT RESISTANCE MAX.	10 MILLIOHMS	15 MILLIOHMS	7.34 MILLIOHMS	-	-	7.34 MILLIOHMS	7.34 MILLIOHMS
AVAILABLE PC FOOT PRINTS	.283-.318 . .454-.489 9.4-10.2MM	-	-	-	.283-.318 .454-.489 9.4-10.2MM	.283-.318 .454-.489 9.4-10.2MM	-
QUALIFICATIONS	-	-	-	-	-	M24308	M24308

† For signal contacts

++Up to 40 amp on power 5 amp in coax and high voltage

All dimensions in inches, unless otherwise stated.

FEATURES

							
CANNON D-SUB PREFIX	D*NG	D*W	D*M* NM*	ZD*	ZED*	D*JK D*JT	2D*
D-SUB FAMILY	PRESS FIT D	DISCRETE WIRE IDC	SPACE D	LOW COST COMMERCIAL D		FILTER D	DOUBLE DENSITY
TERMINATION							
SOLDER CUP	-	-	X	-	-	X	-
CRIMP AND INSERT	-	-	X	X	-	-	X
STRAIGHT PC	-	-	X	X	-	X	X
RIGHT ANGLE PC	-	-	X	X	X	X	X
WIRE WRAP	-	-	X	-	-	-	-
IDC	-	X	-	-	-	-	-
PRESS FIT	X	-	-	-	-	-	-
PRE-WIRED	-	-	-	-	-	-	-
CONTACT STYLE							
MACHINED	-	-	X	-	-	X	-
STAMPED & FORMED	X	-	-	X	X	-	X
COMBO	-	-	X	-	-	-	-
HIGH DENSITY	-	-	X	X	X	-	-
DOUBLE DENSITY	-	-	-	-	-	X	-
MICRO (SUPER HIGH DENSITY)	-	-	-	-	-	-	X
TECHNICAL SPECIFICATION							
SHELL	STEEL	STEEL	ALUMINUM BRASS STEEL	STEEL	STEEL	STEEL	STEEL
PLATING	TIN	TIN	ZINC/CAD/GOLD	TIN	TIN	TIN	TIN/CAD/ZINC
INSULATOR	THERMO PLASTIC UL94V0	THERMO PLASTIC UL94V0	THERMO PLASTIC UL94V0	THERMO PLASTIC UL94V0	THERMO PLASTIC UL94V0	THERMO PLASTIC UL94V0	THERMO PLASTIC UL94V0
CONTACT	COPPER ALLOY	COPPER ALLOY	COPPER ALLOY	COPPER ALLOY	COPPER ALLOY	COPPER ALLOY	COPPER ALLOY
PLATING	GOLD OVER NICKEL	GOLD OVER NICKEL	GOLD OVER NICKEL	GOLD OVER NICKEL	GOLD OVER NICKEL	GOLD OVER NICKEL	GOLD OVER NICKEL
CURRENT IN AMPS	5	3	5	5	5	5	5
TEMPERATURE	-55°C TO 125°C	-55°C TO 125°C	-55°C TO 125°C	-55°C TO 105°C	-55°C TO 105°C	-55°C TO 125°C	-55°C TO 85°C
TEST VOLTAGE AT SEA LEVEL	1200 VAC	1000 VAC	1250 VAC SIGNAL 1000 VAC COAX/ HIGH POWER 2800 VAC HIGH VOLTAGE	1000 VAC	1000 VAC	250Vdc (100VDC WORKING)	1000 VAC
CONTACT RESISTANCE MAX.	10 MILLIOHMS	15 MILLIOHMS	7.34 MILLIOHMS	15 MILLIOHMS	10 MILLIOHMS	10 MILLIOHMS	9 MILLIOHMS
AVAILABLE PC FOOT PRINTS	-	-	-	283-.318 .454-.489 9.4-10.2MM	283-.318 .454-.489 9.4-10.2MM	-	-
QUALIFICATIONS	-	-	M24308 311P 340100101B	-	-	-	-

All dimensions in inches, unless otherwise stated.