

TOD-14201AMY-B4-K-FB

Dual Digit Display LED

Part Number	Chip		Face Color	Segment Color
	Material	Source Color		
TOD- 14201AMY-B4-K-FB	AlGaInP	Ultra-yellow	Black	White

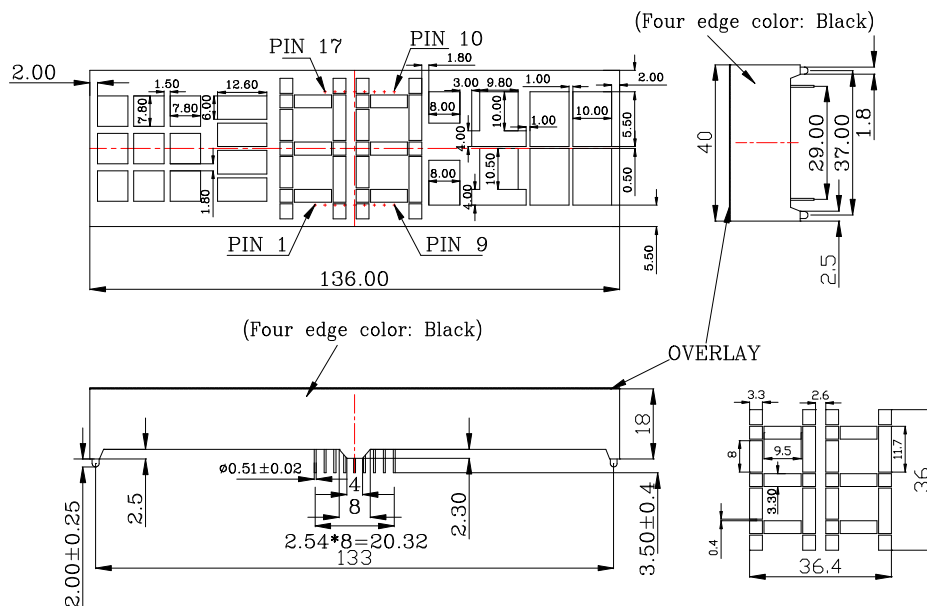
Features

- Common cathode
- I.C. compatible
- Low power requirement
- RoHS compliant

Applications

- Audio equipment
- Instrument panels
- Digital read out display

Package Dimensions & Internal Circuit Diagram





Notes:

1. All dimensions are in millimeters, tolerance: ± 0.25 ; Angle: $\pm 0.1^\circ$ unless otherwise noted.

2. Specifications are subject to change without notice.

L1 L1 L1 L1	L4 L4 L4 L4	L7 L7 L7 L7	L10 L10 L10 L10	L14 L15 L16 L16	L21 L21 L21 L21	L24 L25 L26 L26	L31 L32 L33 L33	L38 L38 L38 L38	L41 L42 L43 L43	L48 L48 L48 L48	L50 L50 L50 L50 L50 L50	L54 L54 L54 L54 L54 L54	L58 L58 L58 L58 L58 L58
L2 L2 L2 L2	L5 L5 L5 L5	L8 L8 L8 L8	L11 L11 L11 L11	L17 L18 L18 L18	L22 L22 L22 L22	L27 L28 L28 L28	L34 L36 L35 L35	L39 L39 L39 L39	L44 L45 L45 L45	L49 L49 L49 L49 L49 L49	L51 L51 L51 L51	L55 L55	L59 L59
L3 L3 L3 L3	L6 L6 L6 L6	L9 L9 L9 L9	L12 L12 L12 L12	L19 L20	L23 L23 L23 L23	L29 L30	L36 L37	L40 L40 L40 L40	L46 L47	L63 L63 L63 L63	L62 L62 L62 L62 L62 L62	L66 L66 L66 L66 L66 L66	L60 L60 L60 L60 L60 L60
L13 L13 L13 L13			L13 L13 L13 L13										L61 L61





Absolute Maximum Rating @ Ta=25°C

Parameter	Maximum Rating	Unit
Peak Forward Current (1/10 Duty Cycle, 0.1ms Pulse Width)	80	mA
Power Dissipation Per Dice	75	mW
Continuous Forward Current Per Dice	20	mA
Recommend Operating Current Per Dice	12	mA
Reverse Voltage Per Dice	15	V
Operating Temperature Range	-25°C to +85°C	
Storage Temperature Range	-30°C to +85°C	
Lead-Free Solder Temperature(1/16 Inch Below Seating Plane)	260°C for 3 Sec	

Electrical / Optical Characteristic @ Ta=25°C

Parameter	Symbol	Min.	Typ.	Max.	Unit	Test Condition	Grade
Dominant Wavelength	λ_d		590		nm	$I_F=20mA$	
Spectral Line Half-Width	$\Delta\lambda$		15		nm	$I_F=20mA$	
Forward Voltage	V_F	1.8	2.0	2.3	V	$I_F=20mA$	
Reverse Current	I_R			100	μA	$V_R=5V$	
Luminous Intensity Matching Rate	lv-m			2.0:1		$I_F=20mA$	

The DISPLAYS should be kept at 30°C or less and 60%RH or less. The DISPLAYS should be used within one year.