



# TVS/ESD Arrays

RLSD92Axx1V Series

## TVS/ESD Arrays - RLSD92Axx1V Series

### Features

- 100 Watts Peak Pulse Power per Line ( $t_p = 8/20\mu s$ )
- Working voltages: 3.3V、5V、8V、12V、15V
- Low Leakage Current
- Low operating and clamping voltages
- Lead Free/RoHS compliant
- Solid-state silicon avalanche technology
- Provides ESD protection to IEC61000-4-2(ESD):
  - ±15kV (air discharge)
  - ±8kV (contact discharge)



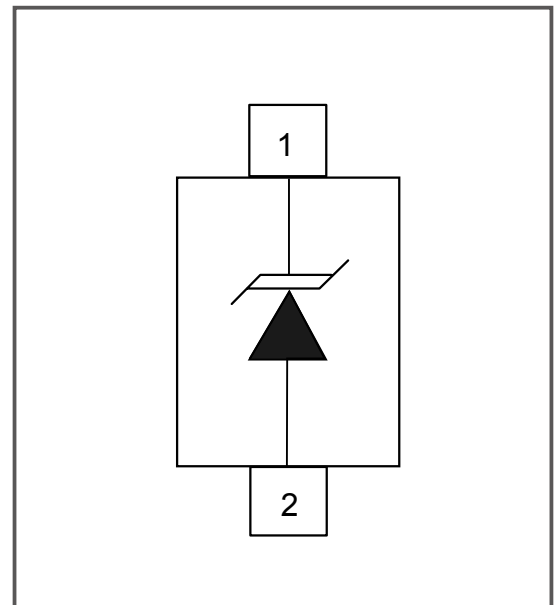
### Mechanical Characteristics

- SOD-923 package
- Molding compound flammability rating: UL 94V-0
- Packaging: Tape and Reel per EIA 481
- Quantity Per Reel : 8,000pcs
- Lead Finish: Matte tin
- RoHS Compliant

### Applications

- Cell Phone Handsets and Accessories
- Microprocessor based equipment
- Personal Digital Assistants (PDA's)
- Notebooks, Desktops, and Servers
- Portable Instrumentation
- Pagers Peripherals

### Pinout and Functional Block Diagram



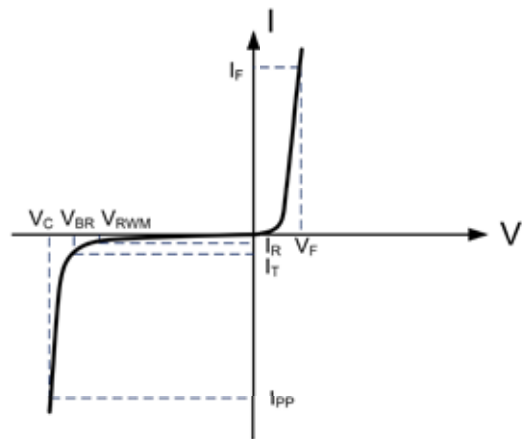
## TVS/ESD Arrays - RLSD92Axx1V Series

### Absolute Maximum Rating

Rating	Symbol	Value	Units
Peak Pulse Power (tp =8/20μs)	Ppk	100	Watts
ESD Voltage (Contact)	VESD	±8	Kv
ESD Voltage (Air)	VESD	±15	Kv
Lead Soldering Temperature	T <sub>L</sub>	260 (10 sec.)	°C
Operating Temperature	T <sub>J</sub>	-55 to +125	°C
Storage Temperature	T <sub>STG</sub>	-55 to +150	°C

### Electrical Parameters (T=25°C)

Symbol	Parameter
I <sub>PP</sub>	Maximum Reverse Peak Pulse Current
V <sub>C</sub>	Clamping Voltage @ I <sub>PP</sub>
V <sub>RWM</sub>	Working Peak Reverse Voltage
I <sub>R</sub>	Maximum Reverse Leakage Current @ V <sub>RWM</sub>
V <sub>BR</sub>	Breakdown Voltage @ I <sub>T</sub>
I <sub>T</sub>	Test Current
I <sub>F</sub>	Forward Current
V <sub>F</sub>	Forward Voltage @ I <sub>F</sub>



### Electrical Characteristics Per Lin (@ 25°C Unless Otherwise Specified)

Type Number	Reverse Stand-Off Voltage	Minimum Breakdown Voltage	Peak Pulse Voltage @8/20μS	Peak Pulse Current @8/20μS	Reverse Leakage @VRWM	Typical Capacitance
	VRWM	VBR@1mA	Vc@1A	IPP	IR@VRWM	DC=0V CJ@ 1 MHz
	V	V	V	A	μA	pF
RLSD92A031V	3.3	4	10	5	2.5	80
RLSD92A051V	5	6	12	5	1	65
RLSD92A081V	8	8.5	15	5	1	50
RLSD92A121V	12	13.3	23	5	1	30
RLSD92A151V	15	16.6	30	1	1	20

## TVS/ESD Arrays - RLSD92Axx1V Series

### Typical Characteristics

Fig1. 8/20 $\mu$ s Pulse Waveform

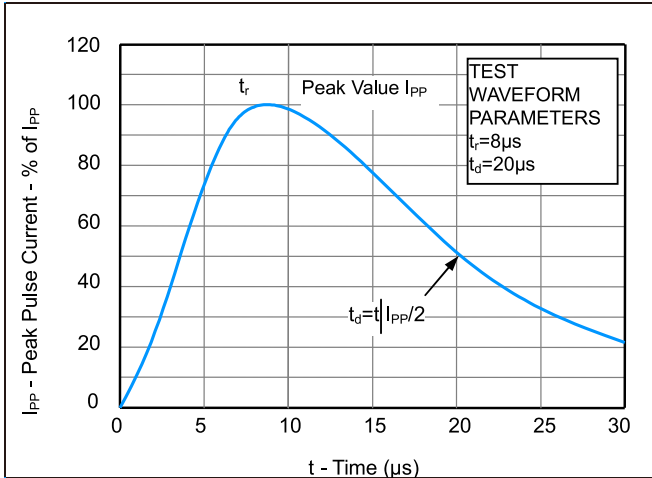


Fig2. ESD Pulse Waveform (according to IEC 61000-4-2)

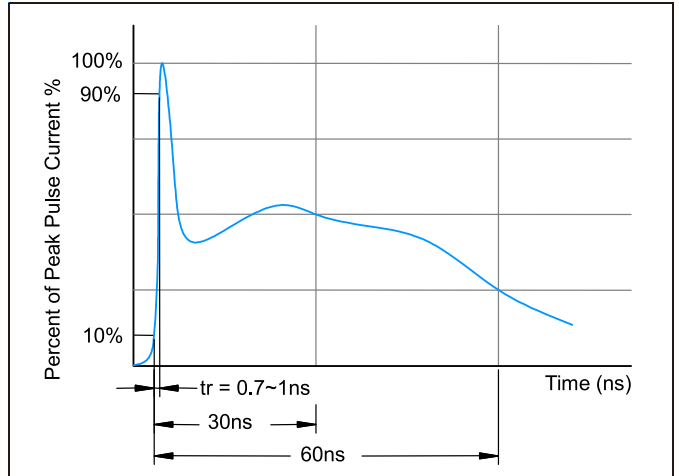


Fig3. Power Derating Curve

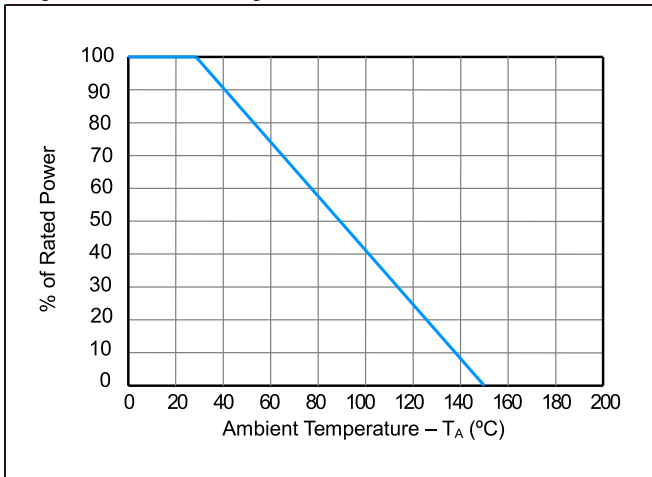
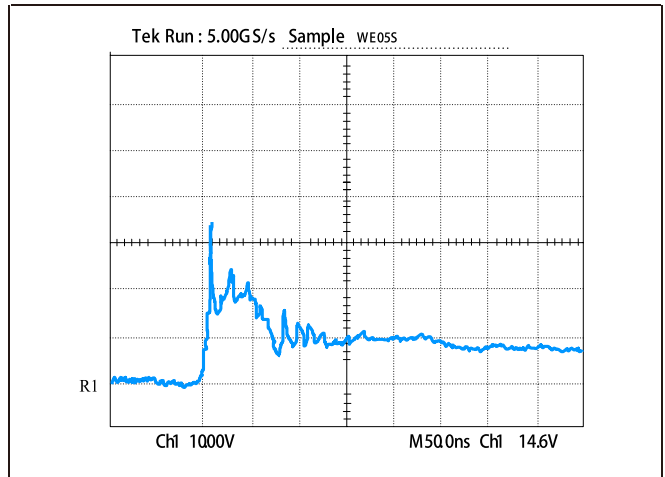
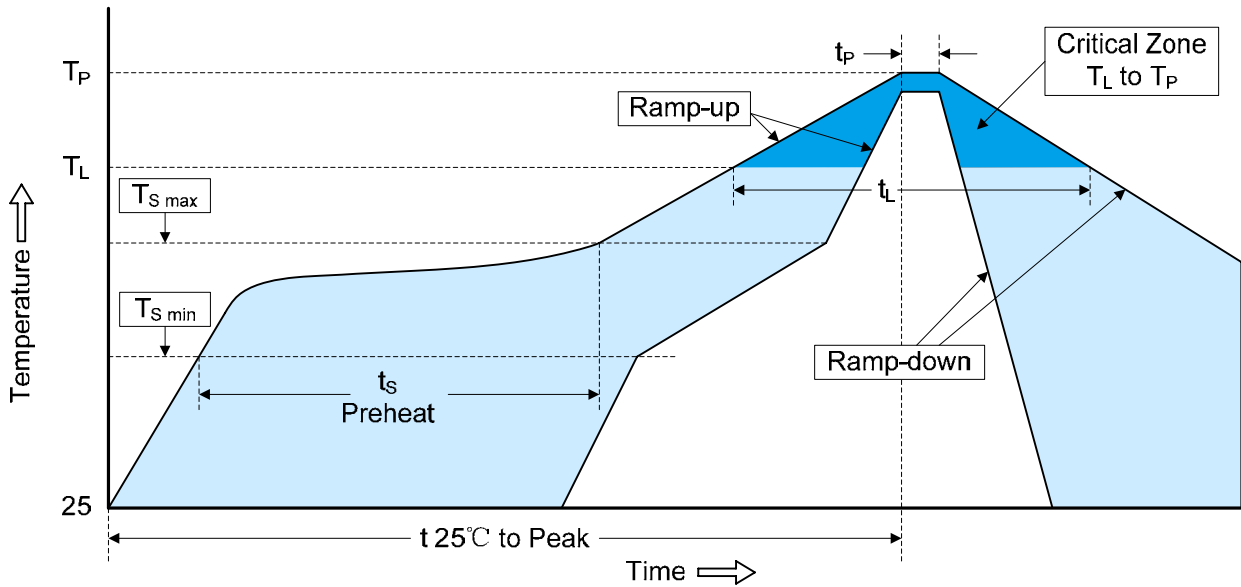


Figure 4: ESD Clamping (8kV Contact per IEC 61000-4-2)



## TVS/ESD Arrays - RLSD92Axx1V Series

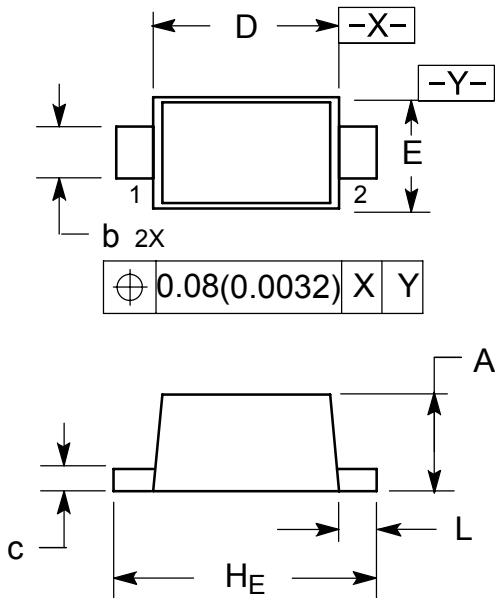
### Recommended Soldering Conditions



Profile Feature	Pb-Free Assembly
Average ramp-up rate ( $T_L$ to $T_P$ )	3°C/second max.
Preheat	150°C
-Temperature Min ( $T_{S\ min}$ )	200°C
-Temperature Max ( $T_{S\ max}$ )	60-180 seconds
-Time (min to max) ( $t_s$ )	
$T_{S\ max}$ to $T_L$	3°C/second max.
-Ramp-up Rate	
Time maintained above:	217°C
-Temperature ( $T_L$ )	60-150 seconds
-Time ( $t_L$ )	
Peak Temperature ( $T_P$ )	260°C
Time within 5°C of actual Peak Temperature ( $t_p$ )	20-40 seconds
Ramp-down Rate	6°C/second max.
Time 25°C to Peak Temperature	8 minutes max.

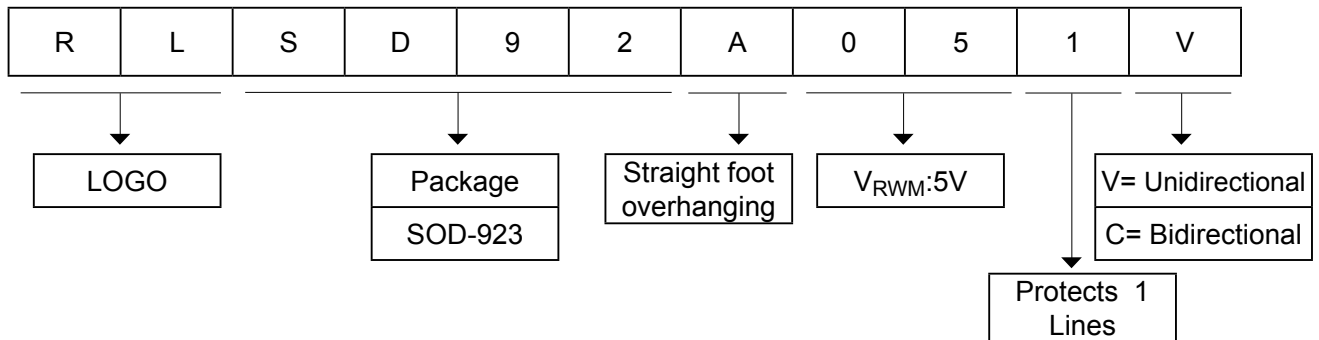
## TVS/ESD Arrays - RLSD92Axx1V Series

### Package dimension SOD-923



DIM	Dimensions					
	Inches			Millimeters		
	Min	Nom	Max	Min	Nom	Max
A	0.014	0.016	0.017	0.36	0.40	0.43
b	0.006	0.008	0.010	0.15	0.20	0.25
C	0.003	0.005	0.007	0.07	0.12	0.17
D	0.030	0.031	0.038	0.75	0.80	0.85
E	0.022	0.024	0.026	0.55	0.60	0.65
H <sub>E</sub>	0.037	0.039	0.041	0.95	1.00	1.05
L	0.002	0.004	0.006	0.05	0.10	0.15

### Part Number Code



### Ordering Information

Part Number	Package	Min. Order Qty.
RLSD923Axx1V	SOD-923	8000pcs

## RuiLongYuan Electronics Co., Ltd.

---

- Reproducing and modifying information of the document is prohibited without permission from Ruilongyuan International Inc.
- Ruilongyuan International Inc. reserves the rights to make changes of the content herein the document anytime without notification. Please refer to our website for the latest document.
- Ruilongyuan International Inc. disclaims any and all liability arising out of the application or use of any product including damages incidentally and consequentially occurred.
- Ruilongyuan International Inc. does not assume any and all implied warranties, including warranties of fitness for particular purpose, non-infringement and merchantability.
- Applications shown on the herein document are examples of standard use and operation. Customers are responsible in comprehending the suitable use in particular applications. Ruilongyuan International Inc. makes no representation or warranty that such applications will be suitable for the specified use without further testing or modification.
- The products shown herein are not designed and authorized for equipments requiring high level of reliability or relating to human life and for any applications concerning life-saving or life-sustaining, such as medical instruments, transportation equipment, aerospace machinery et cetera. Customers using or selling these products for use in such applications do so at their own risk and agree to fully indemnify Ruilongyuan International Inc. for any damages resulting from such improper use or sale.

---

**Tel: +86-755-8290 8296**

**Fax: +86-755-8290 8002**

**E-mail: [jack@ruilon.com](mailto:jack@ruilon.com)**