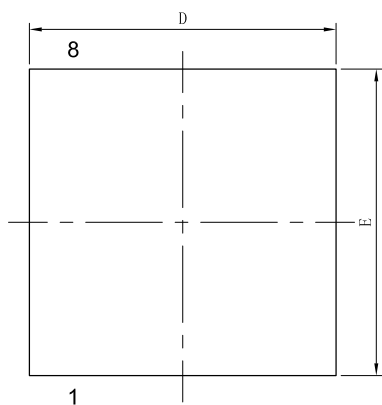
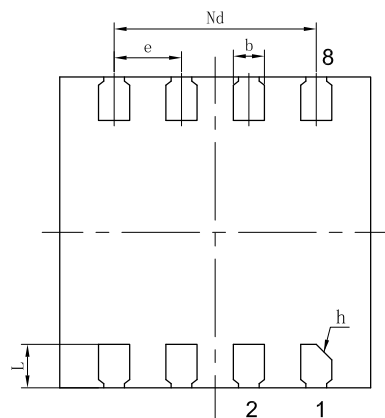


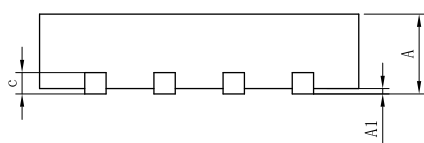
DFNWB3×3-8L-K Package Outline Dimensions(Unit:mm)



TOP VIEW



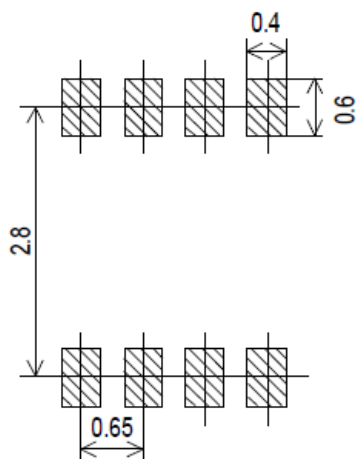
BOTTOM VIEW



SIDE VIEW

SYMBOL	MILLIMETER		
	MIN	NOM	MAX
A	0.70	0.75	0.80
A1	0.00	0.02	0.05
b	0.25	0.30	0.35
c	0.19	0.20	0.21
D	2.90	3.00	3.10
Nd	1.90	1.95	2.00
E	2.90	3.00	3.10
e	0.65BSC		
L	0.37	0.42	0.47
h	0.10	0.15	0.20
载体尺寸 (mil)	102X84		

DFNWB3×3-8L-K Suggested Pad Layout



Note:

1. Controlling dimension: in millimeters.
2. General tolerance: ± 0.050 mm.
3. The pad layout is for reference purposes only.

NOTICE

JSCJ reserve the right to make modifications, enhancements, improvements, corrections or other changes without further notice to any product herein. JSCJ does not assume any liability arising out of the application or use of any product described herein.