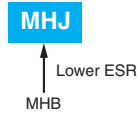


**New!**  
**Alchip™-MHJ Series**

- Endurance : 2,000 hours at 125°C
- Rated voltage range : 10 to 35V
- Nominal capacitance range : 47 to 470μF
- Solvent resistant type (see PRECAUTIONS AND GUIDELINES)
- RoHS Compliant

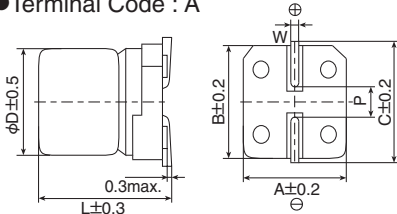


◆SPECIFICATIONS

Items	Characteristics				
Category	-40 to +125°C				
Temperature Range					
Rated Voltage Range	10 to 35V <sub>dc</sub>				
Capacitance Tolerance	±20%(M) (20°C, 120Hz)				
Leakage Current	I=0.01CV (at 20°C after 2 minutes) Where, I : Max. leakage current (μA), C : Nominal capacitance (μF), V : Rated voltage (V)				
Dissipation Factor (tanδ)	Rated voltage(V <sub>dc</sub> )	10V	16V	25V	35V
	tanδ (Max.)	0.30	0.23	0.18	0.16
Low Temperature Characteristics (Max. impedance Ratio)	Rated voltage(V <sub>dc</sub> )	10V	16V	25V	35V
	Z(-25°C)/Z(+20°C)	3	2	2	2
	Z(-40°C)/Z(+20°C)	4	3	3	3
Endurance	The following specifications shall be satisfied when the capacitors are restored to 20°C after the rated voltage is applied for 2,000 hours at 125°C.				
	Capacitance change	≤±30% of the initial value			
	D.F. (tanδ)	≤300% of the initial specified value			
	Leakage current	≤The initial specified value			
	ESR (Ω max./100kHz)		F80	HA0	JA0
20°C		3.5	0.60	0.40	
Shelf Life	The following specifications shall be satisfied when the capacitors are restored to 20°C after exposing them for 1,000 hours at 125°C without voltage applied. Before the measurement, the capacitor shall be preconditioned by applying voltage according to Item 4.1 of JIS C 5101-4.				
	Capacitance change	≤±30% of the initial value			
	D.F. (tanδ)	≤300% of the initial specified value			
	Leakage current	≤The initial specified value			

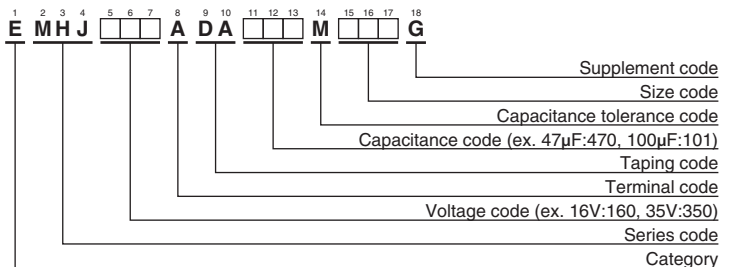
◆DIMENSIONS [mm]

●Terminal Code : A



Size code	φD	L	A	B	C	W	P
F80	6.3	7.7	6.6	6.6	7.2	0.5 to 0.8	1.9
HA0	8	10.0	8.3	8.3	9.0	0.7 to 1.1	3.1
JA0	10	10.0	10.3	10.3	11.0	0.7 to 1.1	4.5

◆PART NUMBERING SYSTEM



Please refer to "Product code guide (surface mount type)"

◆MARKING

EX) 16V100μF



●Rated voltage symbol

Rated voltage (V <sub>dc</sub> )	Symbol
10	A
16	C
25	E
35	V

◆STANDARD RATINGS

WV(V <sub>dc</sub> )	Cap(μF)	Size code	ESR (Ω max./100kHz)		Rated ripple current (mA rms/125°C, 100kHz)	Part No.
			20°C	-40°C		
10	220	HA0	0.15	3.0	350	EMHJ100ADA221MHA0G
	330	HA0	0.15	3.0	350	EMHJ100ADA331MHA0G
	330	JA0	0.12	2.0	550	EMHJ100ADA331MJA0G
	470	JA0	0.12	2.0	550	EMHJ100ADA471MJA0G
16	100	F80	0.45	5.0	220	EMHJ160ADA101MF80G
	100	HA0	0.15	3.0	350	EMHJ160ADA101MHA0G
	220	HA0	0.15	3.0	350	EMHJ160ADA221MHA0G
	330	JA0	0.12	2.0	550	EMHJ160ADA331MJA0G
25	100	JA0	0.12	2.0	550	EMHJ160ADA471MJA0G
	100	HA0	0.15	3.0	350	EMHJ250ADA101MHA0G
	220	JA0	0.12	2.0	550	EMHJ250ADA221MJA0G
	330	JA0	0.12	2.0	550	EMHJ250ADA331MJA0G
35	47	F80	0.45	5.0	220	EMHJ350ADA470MF80G
	47	HA0	0.15	3.0	350	EMHJ350ADA470MHA0G
	100	HA0	0.15	3.0	350	EMHJ350ADA101MHA0G
	220	JA0	0.12	2.0	550	EMHJ350ADA221MJA0G