ROHS

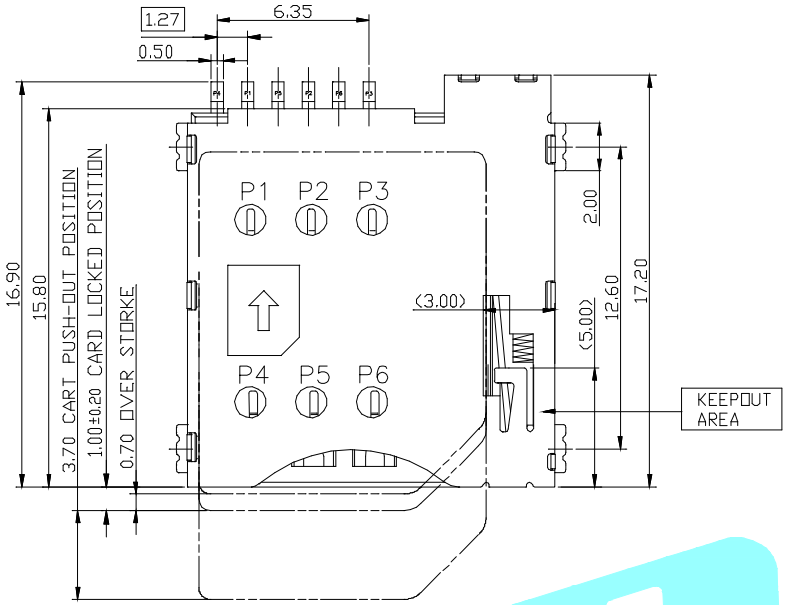

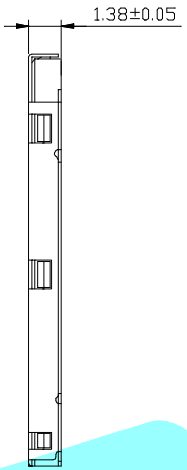

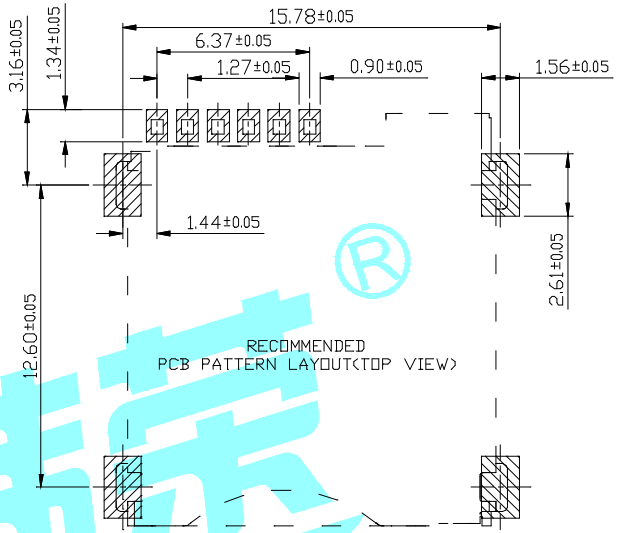

PINNO.	CONNECTORTERMINAL
P1	VCC:PWRSIGNALANDGND
P2	RST: RESET SIGNAL
P3	CLK:CLOCKINGSIGNAL
P4	GND:RWRSIGNALANDGND
P5	VPP: PROGRAMMING VOLTAGE
P6	IO:SERIALDATAINPUTOUTPUT

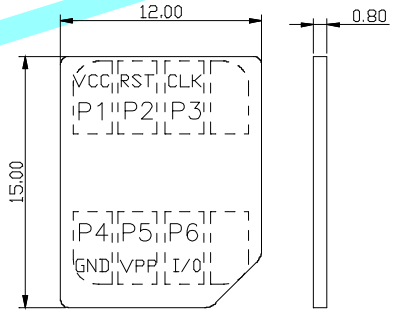

NOTES:

1. ELECTRICAL CHARACTERISTICS:
   1-1. CURRENT RATING: 0.5 Amp. MAX.
   1-2. VOLTAGE: 100V DC. MAX.
   1-3. LOW LEVEL CONTACT RESISTANCE: 100 mOhms MAX. INITIALLY.
   1-4. DIELECTRIC WITHSTANDING VOLTAGE: 500V AC MIN. FOR 1 MINUTE.
   1-5. INSULATION RESISTANCE: (INITIAL) 1000MOhms MIN.. (FINAL) 100MOhms MIN.
   BY APPLYING 500V DC ON MATED AND UNMATED CONNECTORS THROUGH MIL-STD-202, METHOD 302.
2. MECHANICAL CHARACTERISTICS:
   2-1. DURABILITY: 5000 CYCLES.
   2-2. OPERATING TEMP. RANGE: -25°C TO 85°C. [INCLUDING TERMINAL TEMP. RISE]
   2-3. STORAGE TEMP.: -40°C TO 85°C.

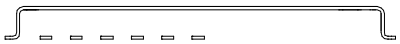

ALL SOLDER-TAIL&PAD COPLANARITY 0.08MAX

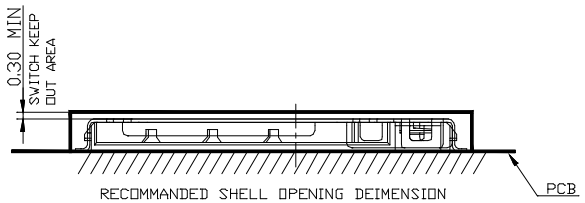

RECOMMANDED SHELL OPENING DEIMENSION

ITEM	PART NAME	TER'NO.	QTY.	MATERIAL	FINISHING	REMARK
⑥	Sliding Block	——	1	LCP	Black	——
⑤	Clasp	——	1	SUS	Ni Plated	——
④	Spring	——	1	SUS	Ni Plated	——
③	Shell	——	1	SUS	Ni Plated	——
②	Terminal	——	6	Phosphor Bronze	Sn Plated	——
①	Housing	——	1	LCP	Black	——

APPROVALS		DATE	HRO韩荣® ELECTRONICS CO.,LTD		
DRAWN	JKUN.LU	2014/9/29			
CHECKED			TITLE:	SIM	
APPROVALS			PART NO.	SIM-02A	
TOLERANCES ARE	30~以上 ±0.30; 10~30 ±0.25; 5~10 ±0.20; ~5 ±0.15	ANGLE ±2°	UNIT: mm	SCALE: 1:1	PROJ:
			DRAWING NO.	——	SHEET 1 OF 1

ECN NO.	REV.	DATE.	DESCRIPTION.	CHANGE.	CHECK.	APPRO.
——	A	——	NEW	——	——	——