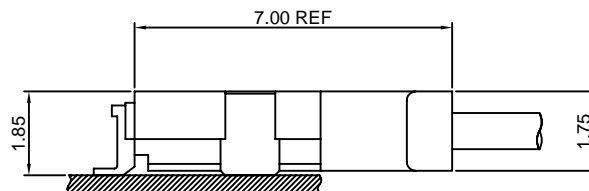


Specifications

- Current rating:1A AC,DC
- Voltage rating:50V AC,DC
- Temperature range:-40°C~+105°C
- Contact resistance:20mΩMax.
- Insulation resistance:100MΩMin.
- Withstanding voltage:500V AC/minute
- *Compliant with RoHS and REACH*
- *Meet the HF/Halogen Free,need to customize*
- *Contact CJT for details*

Assembly layout

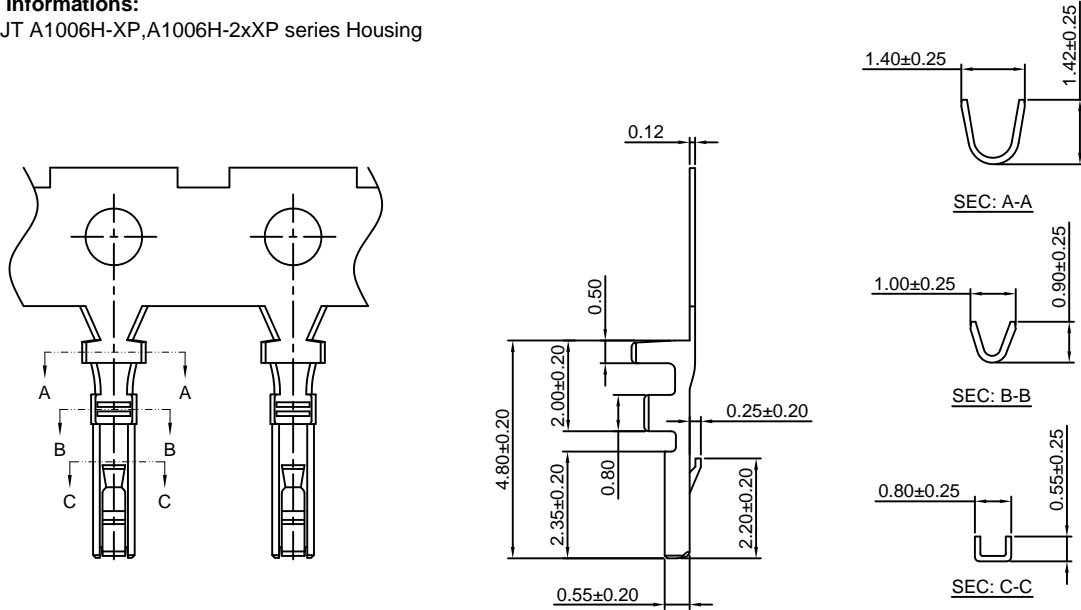


A1006-T

1.00mm pitch Crimp Terminal

Reference Informations:

*Used in CJT A1006H-XP,A1006H-2xXP series Housing



Ordering information & Specifications:

Unit:mm

Part NO.	Wire Range	Insulation O.D.	Material	Finish	Qty/reel
A1006-TP	AWG#28-#32	0.80mm(max)	Phosphor Bronze	Tin over Nickel	20,000 PCS
A1006-GP	AWG#28-#32	0.80mm(max)	Phosphor Bronze	Gold over Nickel	20,000 PCS

Optional Gold plating available but MOQ requested

A1006H-XP

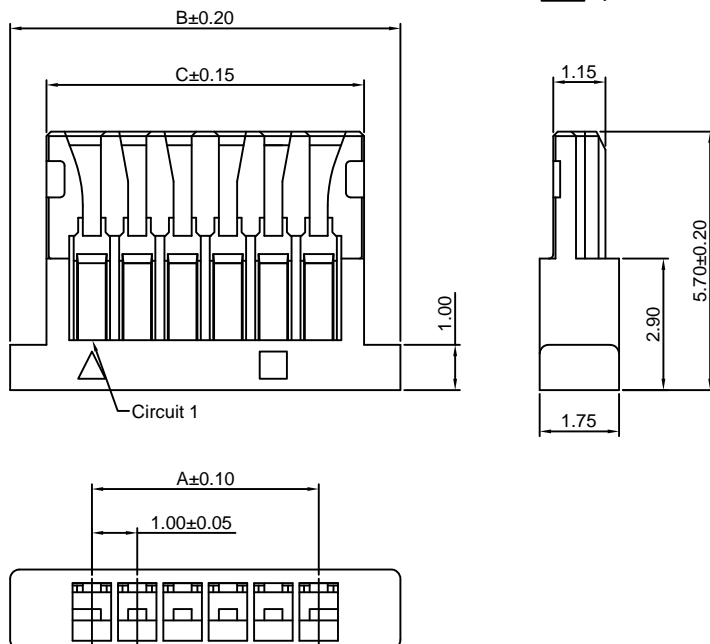
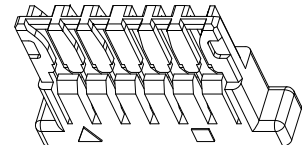
1.00mm pitch Single Row Housing

Reference Informations:

- *Material: Insulator:Nylon 66,UL94V-0
- *Suitable CJT A1006-T series Terminal
- *Mates with CJT A1006WR-S-XP series Single Row Wafer
- *Color:White

Ordering Information:

- A1006H-XP - ***
 1 2
 1.Part No.
 2.Material:
 (Blank):Nylon 66,UL94V-0
 GWT:Nylon 66,UL94V-0,GWT 750 °C



Ordering Information & Dimensions:

PART NO.	Dimensions		
	A	B	C
2P	1.00	4.60	3.00
3P	2.00	5.60	4.00
4P	3.00	6.60	5.00
5P	4.00	7.60	6.00
6P	5.00	8.60	7.00
7P	6.00	9.60	8.00
8P	7.00	10.60	9.00
9P	8.00	11.60	10.00
10P	9.00	12.60	11.00
11P	10.00	13.60	12.00
12P	11.00	14.60	13.00
13P	12.00	15.60	14.00
14P	13.00	16.60	15.00
15P	14.00	17.60	16.00
16P	15.00	18.60	17.00
20P	19.00	22.60	21.00
22P	21.00	24.60	23.00
26P	25.00	28.60	27.00
30P	29.00	32.60	31.00

Unit: mm



A1006 SERIES

1.00mm pitch wire to board connector

A1006H-2xXP

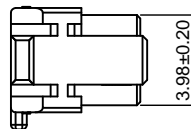
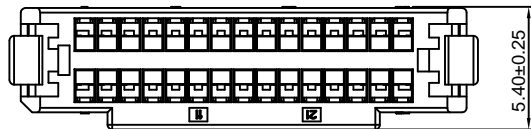
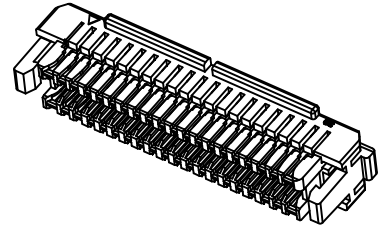
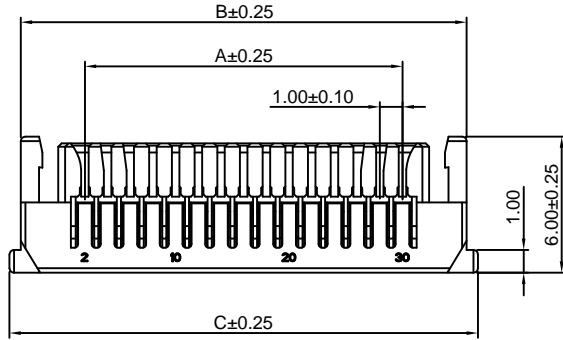
1.00mm pitch Dual Row Housing

Reference Informations:

- *Material: PBT,UL94V-0
- *Suitable CJT A1006-T series Terminal
- *Mates with CJT A1006WV-S-2xXP series Dual Row Wafer
- *Color:Natural

Ordering Information:

- A1006H-2xXP - ***
 1 2
 1.Part No.
 2.Material:
 (Blank):PBT,UL94V-0
 GWT:PBT,UL94V-0,GWT 750°C



Ordering Information & Dimensions:

PART NO.	Dimensions		
	A	B	C
2x10P	9.00	14.70	15.70
2x15P	14.00	19.70	20.70
2x20P	19.00	24.70	25.70
2x25P	24.00	29.70	30.70

Unit: mm

A1006WR-S-XP

1.00mm pitch 90° Single Row Wafer-SMT TYPE

Reference Informations:

- *Material:Pin:Phosphor Bronze/Tin over Nickel
Insulator:Nylon 9T,UL94V-0
- *Mates with CJT A1006H-XP series Single Row Housing
- *Color:Ivory

Ordering Information:

- A1006WR-S-XP - ***
 1 2
 1.Part No.
 2.Material:
 (Blank):Nylon 9T,UL94V-0
 GWT:Nylon 9T,UL94V-0,GWT 750°C

Ordering Information & Dimensions:

PART NO.	Dimensions		
	A	B	C
2P	1.00	4.80	3.10
3P	2.00	5.80	4.10
4P	3.00	6.80	5.10
5P	4.00	7.80	6.10
6P	5.00	8.80	7.10
7P	6.00	9.80	8.10
8P	7.00	10.80	9.10
9P	8.00	11.80	10.10
10P	9.00	12.80	11.10
11P	10.00	13.80	12.10
12P	11.00	14.80	13.10
13P	12.00	15.80	14.10
14P	13.00	16.80	15.10
15P	14.00	17.80	16.10
16P	15.00	18.80	17.10
17P	16.00	19.80	18.10
18P	17.00	20.80	19.10
19P	18.00	21.80	20.10
20P	19.00	22.80	21.10
21P	20.00	23.80	22.10
22P	21.00	24.80	23.10
23P	22.00	25.80	24.10
24P	23.00	26.80	25.10
25P	24.00	27.80	26.10
26P	25.00	28.80	27.10
27P	26.00	29.80	28.10
28P	27.00	30.80	29.10
29P	28.00	31.80	30.10
30P	29.00	32.80	31.10

