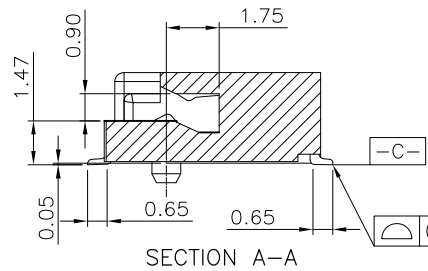
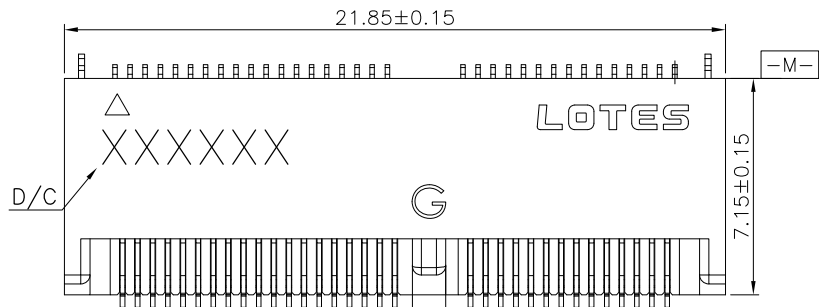
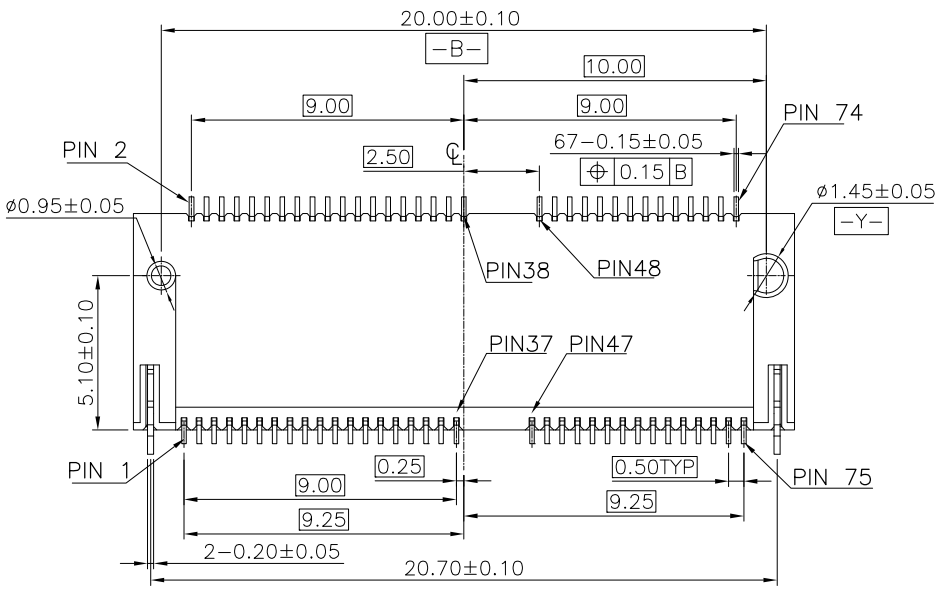
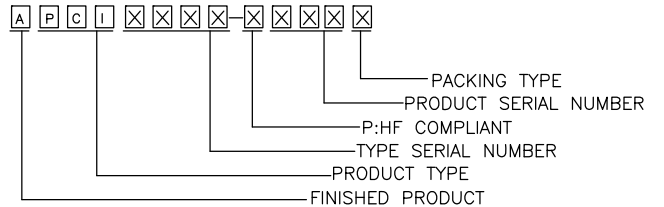
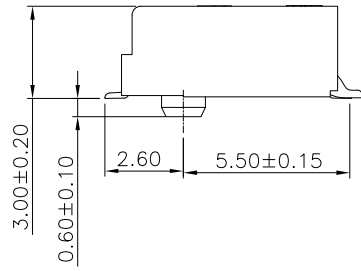
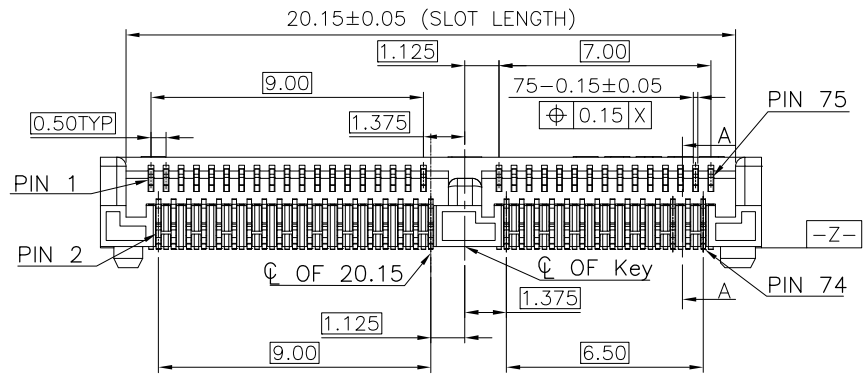


REV.	ECR/N NO./DESCRIPTION	DATE	DRAWN	CHECKED	APPROVE
A	RD13020	05/17'14	Jinjin.Tu	Vito	Barney



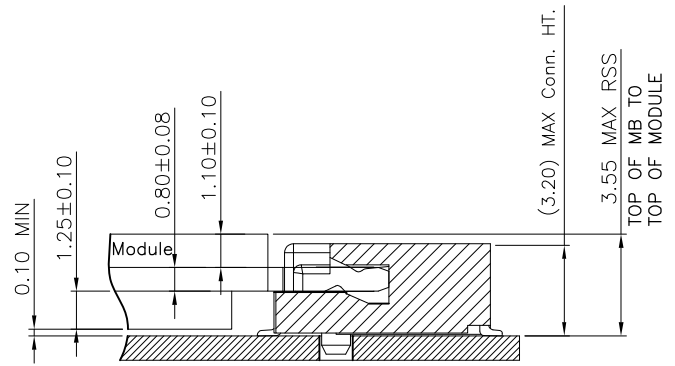
- NOTES:
- MATERIAL SPECIFICATION:
 - 1-1. HOUSING: LCP+40%GF, UL94V-0, COLOR: BLACK.
 - 1-2. CONTACT: COPPER ALLOY C1065.
 - 1-3. SMT TAB: S50C.
 - PLATING SPECIFICATION:
 - 2-1. CONTACT:
 - 50u" MIN. NICKEL UNDER PLATING OVER ALL.
 - G/F PLATING ON SOLDER AREA.
 - GOLD PLATING ON CONTACT AREA: SEE TABLE
 - 2-2. SMT TAB:
 - 50u" MIN. NICKEL UNDER PLATING OVER ALL.
 - 80u" MIN. MATTE TIN PLATING ON SOLDER AREA.
 - HF COMPLIANT, ROHS COMPLIANT.
 - DATE CODE: XXXXXX
 - DAY
 - WEEK
 - YEAR
 - MECHANICAL PERFORMANCE:
 - 5-1. DURABILITY: SEE TABLE
 - ELECTRICAL PERFORMANCE:
 - 6-1. CURRENT: 0.5A PER PIN.
 - 6-2. LLCR: INITIAL 55mΩ MAX. ; FINAL ΔLLCR=20mΩ MAX..
 - IR REFLOW:
 - THE TEMPERATURE SHALL BE 260±5°C MAINTAINING 10±1 SECONDS.



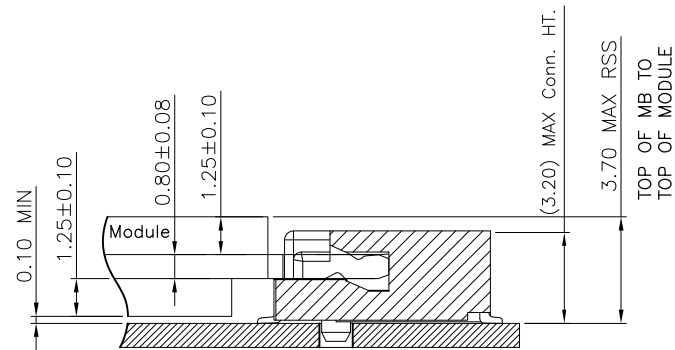
APCI0120-P002A	30u" MIN. GOLD	60 CYCLES.
APCI0120-P001A	1~3u" MIN. GOLD	25 CYCLES.
PART NO.	CONTACT PLATING	DURABILITY

GENERAL TOLERANCES UNLESS SPECIFIED		PART NO.		LOTES	
SEE TABLE		SEE TABLE			
X± 0.35	X.°± 3°	APPROVED BY		TITLE	
XX± 0.25	X.°± 2°	Barney 05/17'14		0.5 PITCH M.2 H3.2(KEY G)	
.XXX±0.15	.XX°±1°	CHECKED BY		DWG NO.	
CUSTOMER DRAWING		Vito 05/17'14		AP-APCI0120-P	
SIZE	UNITS	DRAWN BY		SHEET	SCALE
A4	MM [INCH]	Jinjin.Tu 05/17'14			
				REV	A

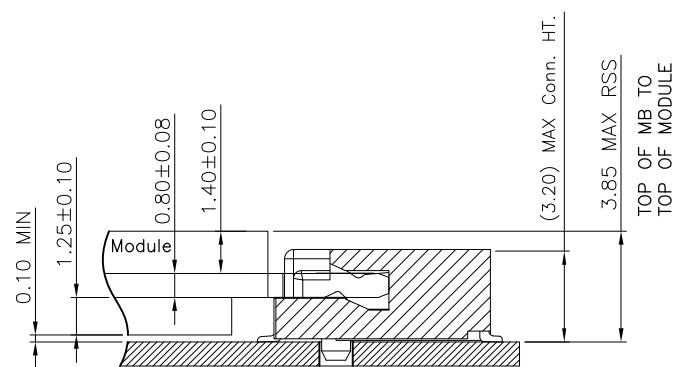
Assembly stack height schematic diagram



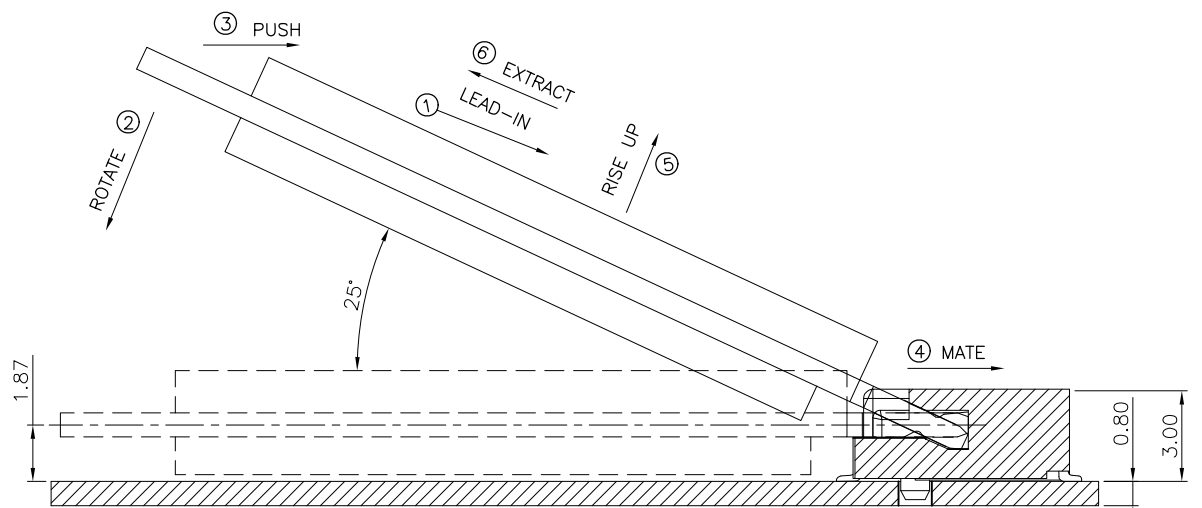
Stack-up Top Mount Double Sided Module for 1.20 max top-side component height



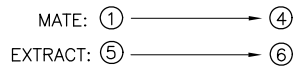
Stack-up Top Mount Double Sided Module for 1.35 max top-side component height



Stack-up Top Mount Double Sided Module for 1.5 max top-side component height



HOW TO MATE AND EXTRACT



NOTE: Mating force will generate from step 3 to step 4.

GENERAL TOLERANCES UNLESS SPECIFIED		PART NO. SEE TABLE		LOTES		
.X ± 0.35	X.° ± 3°	APPROVED BY Barney 05/17'14				
.XX ± 0.25	.X.° ± 2°	CHECKED BY Vito 05/17'14		DWG NO. AP-APCI0120-P		
.XXX ± 0.15	.XX.° ± 1°	CUSTOMER DRAWING		DRAWN BY Jinjin.Tu 05/17'14		
SIZE A4	UNITS MM [INCH]	DRAWN BY Jinjin.Tu 05/17'14		SHEET 2 / 4	SCALE 4 : 1	REV A

1 2 3 4 5 6 7 8

F

F

E

E

D

D

C

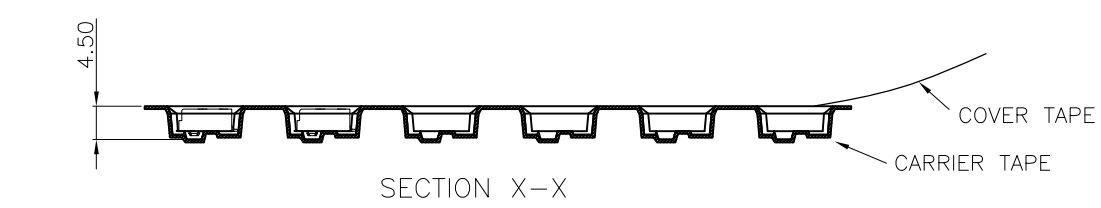
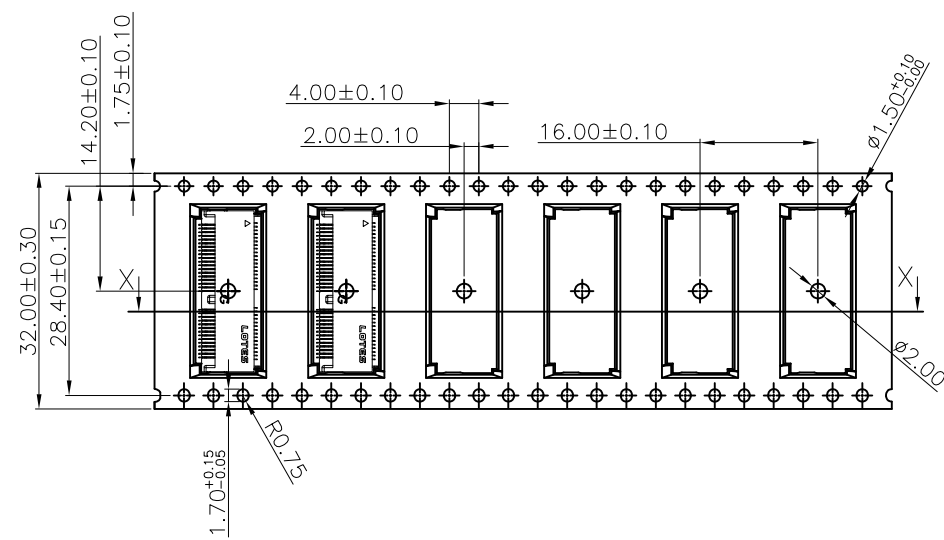
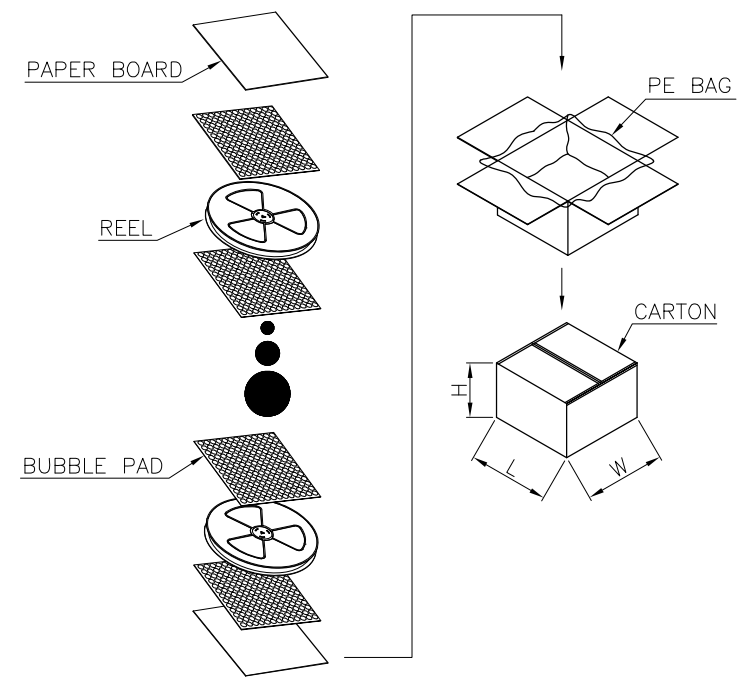
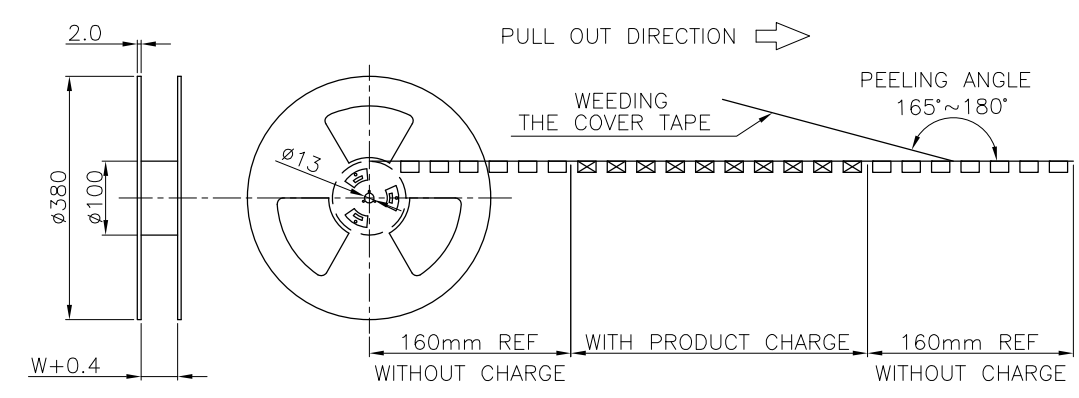
C

B

B

A

A



1200	9600
PCS/REEL	PCS/CARTON

GENERAL TOLERANCES UNLESS SPECIFIED		PART NO.		LOTES		
SEE TABLE		SEE TABLE				
.X ± 0.35	X.° ± 3°	APPROVED BY		TITLE		
.XX ± 0.25	.X.° ± 2°	Barney 05/17'14		0.5 PITCH M.2 H3.2(KEY G)		
.XXX ± 0.15	.XX.° ± 1°	CHECKED BY		DWG NO.		
CUSTOMER DRAWING		Vito 05/17'14		AP-APCI0120-P		
SIZE	UNITS	DRAWN BY		SHEET	SCALE	REV
A4	MM [INCH]	Jinjin.Tu 05/17'14				

1 2 3 4 5 6 7 8