


ZPD9435C-S175

Side Look Silicon PIN Photodiode



Descriptions

ZPD9435C-S175 is a high speed and high sensitive PIN photodiode in a standard metal package. The device is matched to infrared emitting diode.

Features

- Fast response time
- High photo sensitivity
- Pb free
- This product itself will remain within RoHS compliant version. Copliance with EU REACH
- Compliance Halogen Free. (Br<900 ppm, Cl<900ppm, Br+Cl<1500ppm)

Applications

- Camera
- Infrared applied system



Absolute Maximum Ratings

Parameter (Ta=25°C)	Symbol	Ratings	Unit
Power Dissipation at(or below) 25 Free Air Temperature	Pd	150	mW
Reverse Voltage	V _R	32	V
Operating Temperature	Topr	-40~+100	°C
Storage Temperature	Tstg	-40~+100	°C
Lead Soldering Temperature (2mm form body for 5 seconds)	Tsol	260	°C

Electro-Optical Characteristics

Parameter (Ta=25°C)	Symbol	Condition	Min.	Typ.	Max.	Units
Open-Circuit Voltage	V _{OC}	Ee=5mW/cm ² λ _p =940nm	0.30	0.32	--	V
Short- Circuit Current	I _{SC}	Ee=1mW/cm ² λ _p =940nm	93	98	--	μA
Reverse Light Current	I _L	Ee=1mW/cm ² λ _p =940nm V _R =5V	15	--	--	μA
Reverse Dark Current	I _D	Ee=0mW/cm ² V _R =10V	--	5	30	nA
Reverse Breakdown Voltage	B _{VR}	Ee=0mW/cm ² I _R =100μA	30	--	--	V
Rise Time	t _r	V _R =10V R _L =1000Ω	--	50	--	nS
Fall Time	t _f	V _R =10V R _L =1000Ω	--	50	--	nS
Total Capacitance	C _t	Ee=0mW/cm ² V _R =5V f=1MHz	--	25	--	pF
Rang Of Spectral Bandwidth	λ _{0.5}	--	430	--	1100	nm
Wavelength of Peak Sensitivity	λ _p	--	--	940	--	nm

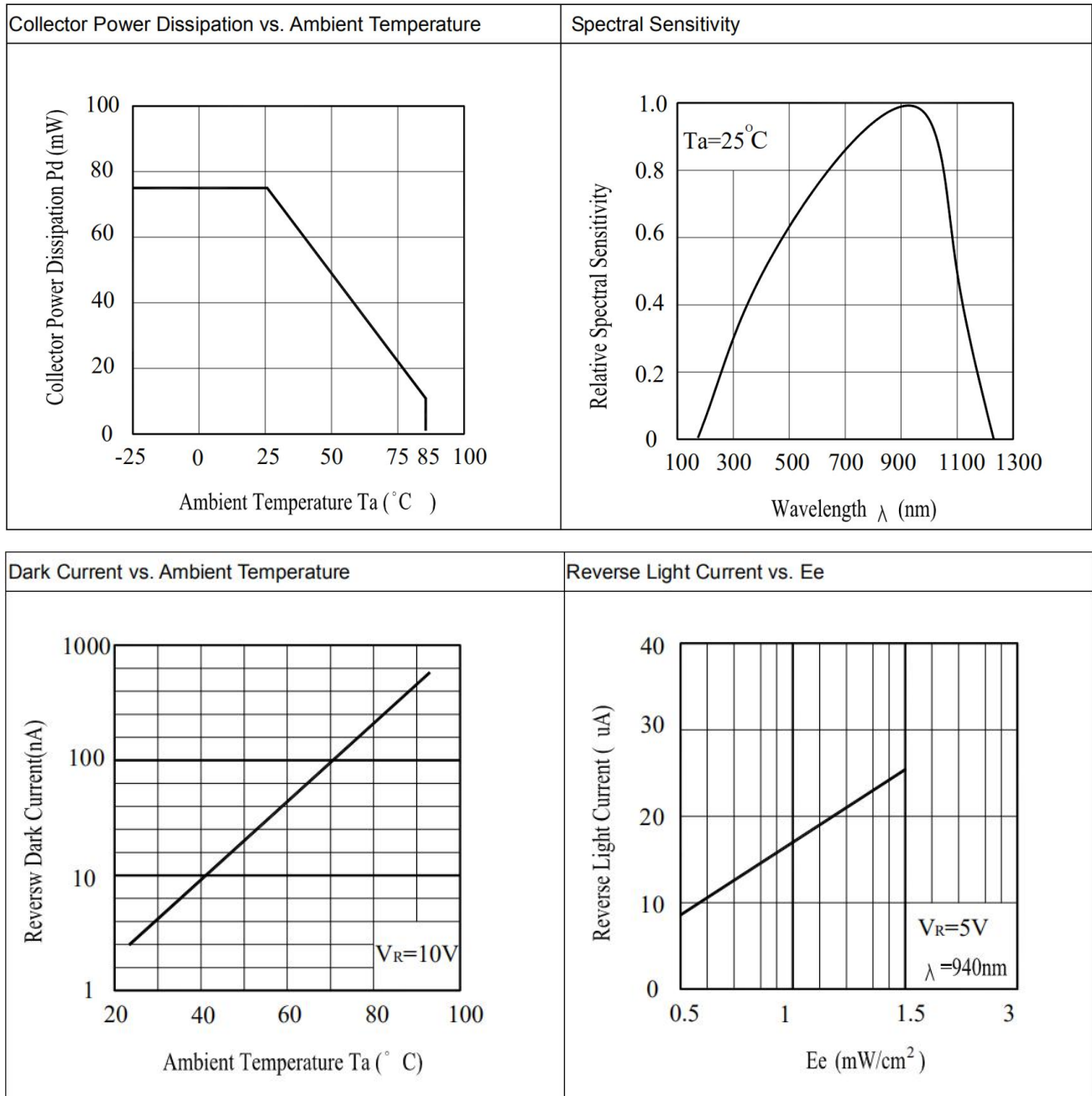


Rank

Parameter	Symbol	Condition	Min.	Max.	Unit
BIN1	I_L	Ee=1mW/cm2 $\lambda_p=940\text{nm}$ VR=5V	15	--	μA

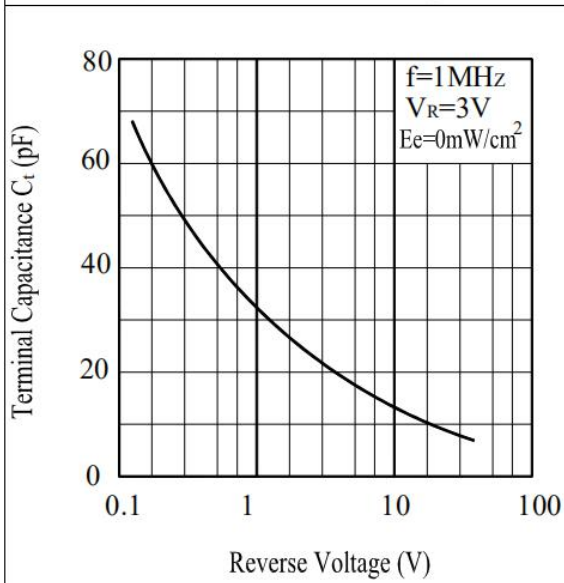


Typical Electro-Optical Characteristics Curves

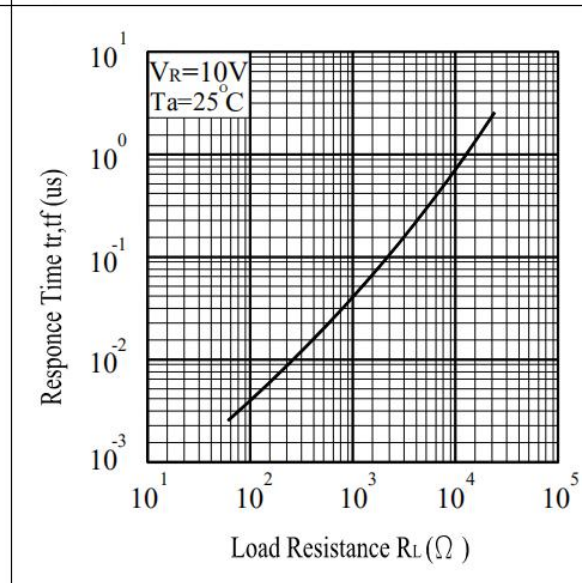




Terminal Capacitance vs. Reverse Voltage



Response Time vs. Load Resistance





Packing Quantity Specification

1. 8 0 PCS/1Bags,

Notes

1. Above specification may be changed without notice. CHAULIGHT will reserve authority on material change for above specification.
2. When using this product, please observe the absolute maximum ratings and the instruction for using outlined in these specification sheets. CHAULIGHT assumes no responsibility for any damage resulting from use of the product which does not comply with the absolute maximum ratings and the instructions included in these specification sheets.
3. These specification sheets include materials protected under copyright of CHAULIGHT corporation. Please don't reproduce or cause anyone to reproduce them without CHAULIGHT 's consent.