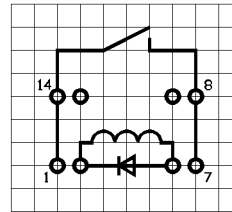
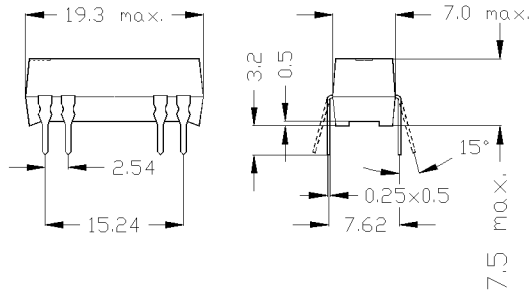
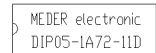


Belegung / layout : 11D



Aufdruck / marking :



Raster / pitch 2.54
 Ansicht von oben / top view

dimensions / Abmessungen (mm)
 tolerances acc. to DIN ISO 2768-m

| Coil Data at 20 °C | Conditions | Min | Typ | Max | Unit |
|--------------------|--|------|-----|-----|------|
| Coil resistance | | 450 | 500 | 550 | Ohm |
| Coil voltage | | | 5 | | VDC |
| Rated power | | | 50 | | mW |
| Coil current | | | 10 | | mA |
| Thermal resistance | max. Relay temperature = operating temperature + self heating | | 112 | | K/W |
| Inductance | | | 35 | | mH |
| Pull-In voltage | | | | 3,5 | VDC |
| Drop-Out voltage | | 0,75 | | | VDC |

| Contact data 66 | Conditions | Min | Typ | Max | Unit |
|----------------------------|--|-----|-----|------|-------|
| Contact rating | Any DC combination of V & A not to exceed their individual max.'s | | | 10 | W |
| Switching voltage (>20 AT) | DC or Peak AC | | | 200 | V |
| Switching current | DC or Peak AC | | | 0,5 | A |
| Carry current | DC or Peak AC | | | 1,25 | A |
| Contact resistance static | Measured with 40% overdrive Start Value | | | 150 | mOhm |
| Insulation resistance | RH <45 %, 100 VDC test voltage | 5 | | | TOhm |
| Breakdown voltage (>20 AT) | according to IEC 255-5 | 0,5 | | | kV DC |
| Operate time incl. bounce | measured with 40% overdrive | | | 0,5 | ms |
| Release time | measured with no coil excitation | | | 0,1 | ms |
| Capacitance | @ 10 kHz across open switch | | 0,2 | | pF |

| Special Product Data | Conditions | Min | Typ | Max | Unit |
|------------------------------------|------------------------|-----|---------------------------|-----|-------|
| Number of contacts | | | 1 | | |
| Contact - form | | | A - NO | | |
| Dielectric Strength Coil/Contact | according to IEC 255-5 | 1,5 | | | kV DC |
| Insulation resistance Coil/Contact | 40 °C, 95% R.H. | 5 | | | TOhm |
| Capacity Coil/Contact | @ 10 kHz | | 1 | | pF |
| Case colour | | | black | | |
| Housing material | | | epoxy resin | | |
| Connection pins | | | FeNi-alloy tin plated | | |
| Magnetic Shield | | | no | | |
| Reach / RoHS conformity | | | yes | | |
| Approval | | | UL File No. NRNT2.E156887 | | |
| Approval | | | UL File No. NRNT8.E156887 | | |

Modifications in the sense of technical progress are reserved



Products for tomorrow...

Europe: +49 / 7731 8399 0 | Email: info@meder.com
USA: +1 / 508 295 0771 | Email: salesusa@meder.com
Asia: +852 / 2955 1682 | Email: salesasia@meder.com

Item No.:
3205172111
Item:
DIP05-1A72-11D

| Environmental data | Conditions | Min | Typ | Max | Unit |
|-----------------------|-----------------------------|-----|-----|-----|--------------|
| Shock | 1/2 sine wave duration 11ms | | | 50 | g |
| Vibration | from 10 - 2000 Hz | | | 20 | g |
| Operating temperature | | -20 | | 70 | °C |
| Storage temperature | | -35 | | 95 | °C |
| Soldering temperature | wave soldering max. 5 sec. | | | 260 | °C |
| Washability | | | | | fully sealed |

| General data | Conditions | Min | Typ | Max | Unit |
|--------------|------------|-----|-----|-----|-------------------|
| Total weight | | | 2 | | g |
| Packaging | | | | | Tube per 25 piece |

Modifications in the sense of technical progress are reserved

Designed at: 26.04.04 Designed by: SCHELLHORN Approval at: 26.08.09 Approval by: KOLBRICH
Last Change at: 27.08.09 Last Change by: KSCHIELENSKI Approval at: 28.08.09 Approval by: KOLBRICH

Version: 02