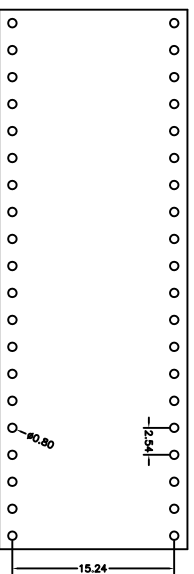
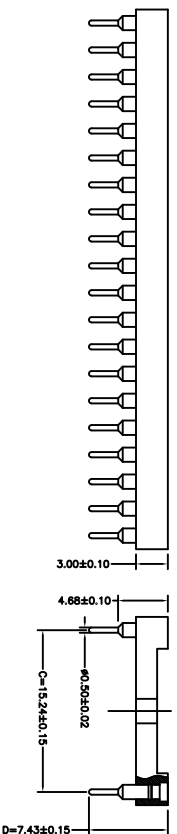
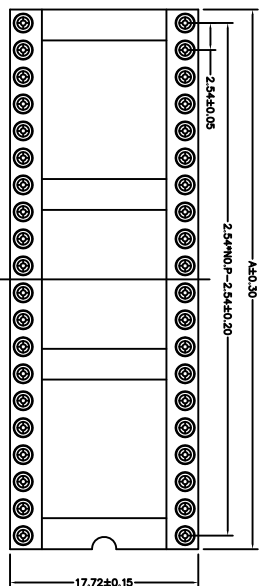


Poles	Dimenslons(mm) A
2*02	5.08
2*03	7.62
2*04	10.16
2*05	12.70
2*06	15.24
2*07	17.78
2*08	20.32
2*09	22.86
2*10	25.40
2*12	30.48
2*14	35.56
2*16	40.64
2*20	50.80
2*21	53.34
2*24	60.96
2*25	63.50



Recommended P.C.B
Layout(±0.05)

Technical Data
 Pin(outer sleeve):Brass,machined CuZn38Pb2
 Clip(Contact 4 Finger):Beryllium copper,heat treated
 Insulator:PBT UL94V-0 colour:black
 Tin Plated:2um/80u"Ni,5um/200u"Sn
 Gold Plated:2um"/80u"Ni,GF
 Current rating:3Amps
 Contact resistance:max 10mΩ
 Dielectric strength:min 1000V RMS
 Operating temperature:-40°C to+105°C

X5621 F V-2*XX-C1524 D7430

① ② ③ ④ ⑤ ⑥

- ① Series: NO.
- ② Category : F-Female
- ③ Welding Board Angle : V-Straight 180°
- ④ Row No+Pin No:2*XX-03,04,05,06,07,08,09,10,12,14,16, 20,21,24,25
- ⑤ Plastic Height :C=15.24mm
- ⑥ Pin Length :D:7.43mm;0420=4.2mm;0740=7.40mm;
 1390=13.9mm;92=9.20mm;1020=10.20mm;1120=11.20mm;
 1150=11.50mm;1170=11.70;1220=12.20mm;1340=13.40mm
 1370=13.70mm;1420=14.20mm;1520=15.20mm;1620-16.20mm
 1780=17.80mm;1820=18.20mm

X5621FV-2*XX-C1524D7430	PBT 94V-0	Brass	Tin Gold 1u"	X5621F
PART NO	Material	Material(Terminal)	Finish(Terminal)	Mates With XKB Pin Header

DSND	DATE	SCALE: NA	MODEL TYPE:
DWN	DATE	VIEW:	PART NO.:
CHKD	DATE	UNIT: mm	DWG NO.:
APPD	DATE	SIZE: A4	X5621FV-2*XX-C1524D7430

MARK	DESCRIPTION	DATE	REVISED	APPROVED	UNSPECIFIED TOLERANCES
ΔX					ANGULAR
ΔX					LS 4
ΔX					4<LS 16
ΔX					16<LS 63
ΔX					L> 63