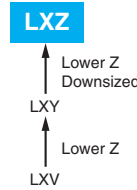


LXZ Series

- Adoption of innovative electrolyte and new technologies
- Very low impedance at high frequency
- Endurance with ripple current: 2,000 to 8,000 hours at 105°C
- Solvent resistant type (see PRECAUTIONS AND GUIDELINES)
- RoHS2 Compliant
- AEC-Q200 compliant : Please contact Chemi-Con for more details, test data, information.

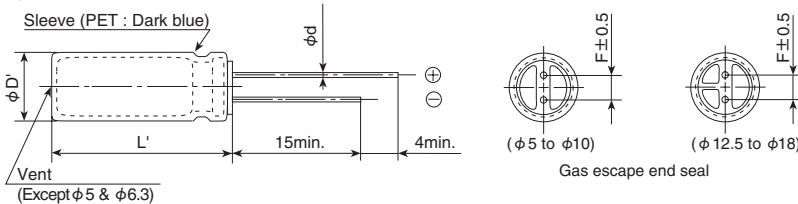


SPECIFICATIONS

| Items | Characteristics | |
|----------------------------|---|--|
| Category | -55 to +105°C | |
| Temperature Range | | |
| Rated Voltage Range | 6.3 to 63V _{dc} | |
| Capacitance Tolerance | ±20% (M) (at 20°C, 120Hz) | |
| Leakage Current | I=0.01CV or 3μA, whichever is greater. Where, I : Max. leakage current (μA), C : Nominal capacitance (μF), V : Rated voltage (V) (at 20°C after 2 minutes) | |
| Dissipation Factor (tan δ) | Rated voltage (V _{dc}) | 6.3V 10V 16V 25V 35V 50V 63V |
| | tan δ (Max.) | 0.22 0.19 0.16 0.14 0.12 0.10 0.08 |
| | When nominal capacitance exceeds 1,000μF, add 0.02 to the value above for each 1,000μF increase. (at 20°C, 120Hz) | |
| Endurance | The following specifications shall be satisfied when the capacitors are restored to 20°C after subjected to DC voltage with the rated ripple current is applied (the peak voltage shall not exceed the rated voltage) for the specified period of time at 105°C. | |
| | Time | φ 5 & 6.3 : 2,000hours φ 8 : 3,000hours φ 10 : 5,000hours φ 12.5 : 7,000hours φ 16 & 18 : 8,000hours |
| | Capacitance change | ≤ ±20% of the initial value |
| | D.F. (tan δ) | ≤ 200% of the initial specified value |
| | Leakage current | ≤ The initial specified value |
| Shelf Life | The following specifications shall be satisfied when the capacitors are restored to 20°C after exposing them for 1,000 hours at 105°C without voltage applied. Before the measurement, the capacitor shall be preconditioned by applying voltage according to Item 4.1 of JIS C 5101-4. | |
| | Capacitance change | ≤ ±20% of the initial value |
| | D.F. (tan δ) | ≤ 200% of the initial specified value |
| | Leakage current | ≤ The initial specified value |

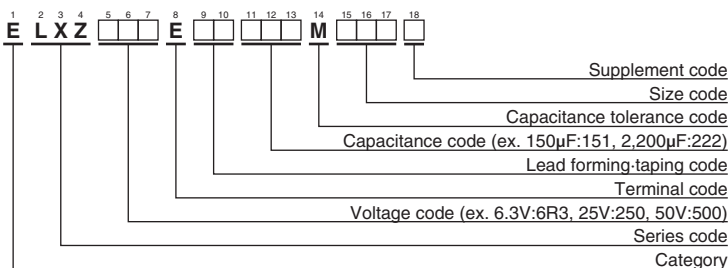
DIMENSIONS [mm]

Terminal Code : E



| φD | 5 | 6.3 | 8 | 10 | 12.5 | 16 | 18 |
|-----|------------|-----|-----|-----|------|-----|-----|
| φd | 0.5 | 0.5 | 0.6 | 0.6 | 0.6 | 0.8 | 0.8 |
| F | 2.0 | 2.5 | 3.5 | 5.0 | 5.0 | 7.5 | 7.5 |
| φD' | φD+0.5max. | | | | | | |
| L' | L+1.5max. | | | | | | |

PART NUMBERING SYSTEM



Please refer to "Product code guide (radial lead type)"

◆STANDARD RATINGS

| WV (V _{dc}) | Cap (μF) | Case size φD×L(mm) | Impedance (Ω max./100kHz) | | Rated ripple current (mA rms/105°C, 100kHz) | Part No. | WV (V _{dc}) | Cap (μF) | Case size φD×L(mm) | Impedance (Ω max./100kHz) | | Rated ripple current (mA rms/105°C, 100kHz) | Part No. | |
|-----------------------|----------|--------------------|---------------------------|-------|---|--------------------|-----------------------|----------|--------------------|---------------------------|--------------------|---|--------------------|--|
| | | | 20°C | -10°C | | | | | | 20°C | -10°C | | | |
| 6.3 | 150 | 5×11.5 | 0.50 | 1.0 | 175 | ELXZ6R3E□□151MEB5D | 16 | 2,700 | 16×20 | 0.029 | 0.058 | 2,210 | ELXZ160E□□272ML20S | |
| | 330 | 6.3×11.5 | 0.25 | 0.50 | 290 | ELXZ6R3E□□331MFB5D | | 3,300 | 12.5×35 | 0.022 | 0.044 | 2,510 | ELXZ160E□□332MK35S | |
| | 470 | 6.3×15 | 0.18 | 0.36 | 400 | ELXZ6R3E□□471MF15D | | 3,900 | 12.5×40 | 0.017 | 0.034 | 2,870 | ELXZ160E□□392MK40S | |
| | 680 | 8×12 | 0.12 | 0.24 | 555 | ELXZ6R3E□□681MH12D | | 3,900 | 16×25 | 0.022 | 0.044 | 2,560 | ELXZ160E□□392ML25S | |
| | 820 | 10×12.5 | 0.090 | 0.18 | 760 | ELXZ6R3E□□821MJC5S | | 3,900 | 18×20 | 0.028 | 0.056 | 2,490 | ELXZ160E□□392MM20S | |
| | 1,000 | 8×15 | 0.090 | 0.18 | 730 | ELXZ6R3E□□102MH15D | | 4,700 | 16×30 | 0.019 | 0.038 | 3,010 | ELXZ160E□□472ML30S | |
| | 1,200 | 8×20 | 0.080 | 0.16 | 810 | ELXZ6R3E□□122MH20D | | 4,700 | 18×25 | 0.020 | 0.040 | 2,740 | ELXZ160E□□472MM25S | |
| | 1,200 | 10×16 | 0.068 | 0.136 | 1,050 | ELXZ6R3E□□122MJ16S | | 5,600 | 16×35 | 0.017 | 0.034 | 3,150 | ELXZ160E□□562ML35S | |
| | 1,500 | 10×20 | 0.052 | 0.104 | 1,220 | ELXZ6R3E□□152MJ20S | | 5,600 | 18×30 | 0.018 | 0.036 | 3,330 | ELXZ160E□□562MM30S | |
| | 2,200 | 10×25 | 0.045 | 0.090 | 1,440 | ELXZ6R3E□□222MJ25S | | 6,800 | 16×40 | 0.015 | 0.030 | 3,710 | ELXZ160E□□682ML40S | |
| | 2,700 | 10×30 | 0.037 | 0.074 | 1,690 | ELXZ6R3E□□272MJ30S | | 8,200 | 18×35 | 0.016 | 0.032 | 3,680 | ELXZ160E□□822MM35S | |
| | 3,300 | 12.5×20 | 0.038 | 0.076 | 1,660 | ELXZ6R3E□□332MK20S | | 10,000 | 18×40 | 0.015 | 0.030 | 3,800 | ELXZ160E□□103MM40S | |
| | 3,900 | 12.5×25 | 0.030 | 0.060 | 1,950 | ELXZ6R3E□□392MK25S | | 47 | 5×11.5 | 0.50 | 1.0 | 175 | ELXZ250E□□470MEB5D | |
| | 4,700 | 12.5×30 | 0.025 | 0.050 | 2,310 | ELXZ6R3E□□472MK30S | | 100 | 6.3×11.5 | 0.25 | 0.50 | 290 | ELXZ250E□□101MFB5D | |
| | 5,600 | 12.5×35 | 0.022 | 0.044 | 2,510 | ELXZ6R3E□□562MK35S | | 150 | 6.3×15 | 0.18 | 0.36 | 400 | ELXZ250E□□151MF15D | |
| | 5,600 | 16×20 | 0.029 | 0.058 | 2,210 | ELXZ6R3E□□562ML20S | | 220 | 8×12 | 0.12 | 0.24 | 555 | ELXZ250E□□221MH12D | |
| | 6,800 | 12.5×40 | 0.017 | 0.034 | 2,870 | ELXZ6R3E□□682MK40S | | 330 | 8×15 | 0.090 | 0.18 | 730 | ELXZ250E□□331MH15D | |
| | 6,800 | 16×25 | 0.022 | 0.044 | 2,560 | ELXZ6R3E□□682ML25S | | 330 | 10×12.5 | 0.090 | 0.18 | 760 | ELXZ250E□□331MJC5S | |
| | 6,800 | 18×20 | 0.028 | 0.056 | 2,490 | ELXZ6R3E□□682MM20S | | 390 | 8×20 | 0.080 | 0.16 | 810 | ELXZ250E□□391MH20D | |
| | 8,200 | 16×30 | 0.019 | 0.038 | 3,010 | ELXZ6R3E□□822ML30S | | 470 | 10×16 | 0.068 | 0.136 | 1,050 | ELXZ250E□□471MJ16S | |
| | 10,000 | 16×35 | 0.017 | 0.034 | 3,150 | ELXZ6R3E□□103ML35S | | 680 | 10×20 | 0.052 | 0.104 | 1,220 | ELXZ250E□□681MJ20S | |
| 10,000 | 18×25 | 0.020 | 0.040 | 2,740 | ELXZ6R3E□□103MM25S | 820 | 10×25 | 0.045 | 0.090 | 1,440 | ELXZ250E□□821MJ25S | | | |
| 12,000 | 16×40 | 0.015 | 0.030 | 3,710 | ELXZ6R3E□□123ML40S | 1,000 | 10×30 | 0.037 | 0.074 | 1,690 | ELXZ250E□□102MJ30S | | | |
| 12,000 | 18×30 | 0.018 | 0.036 | 3,330 | ELXZ6R3E□□123MM30S | 1,000 | 12.5×20 | 0.038 | 0.076 | 1,660 | ELXZ250E□□102MK20S | | | |
| 15,000 | 18×35 | 0.016 | 0.032 | 3,680 | ELXZ6R3E□□153MM35S | 1,500 | 12.5×25 | 0.030 | 0.060 | 1,950 | ELXZ250E□□152MK25S | | | |
| 18,000 | 18×40 | 0.015 | 0.030 | 3,800 | ELXZ6R3E□□183MM40S | 1,800 | 12.5×30 | 0.025 | 0.050 | 2,310 | ELXZ250E□□182MK30S | | | |
| 10 | 100 | 5×11.5 | 0.50 | 1.0 | 175 | ELXZ100E□□101MEB5D | 25 | 1,800 | 16×20 | 0.029 | 0.058 | 2,210 | ELXZ250E□□182ML20S | |
| | 220 | 6.3×11.5 | 0.25 | 0.50 | 290 | ELXZ100E□□221MFB5D | | 2,200 | 12.5×30 | 0.025 | 0.050 | 2,310 | ELXZ250E□□222MK30S | |
| | 330 | 6.3×15 | 0.18 | 0.36 | 400 | ELXZ100E□□331MF15D | | 2,200 | 12.5×35 | 0.022 | 0.044 | 2,510 | ELXZ250E□□222MK35S | |
| | 470 | 8×12 | 0.12 | 0.24 | 555 | ELXZ100E□□471MH12D | | 2,200 | 18×20 | 0.028 | 0.056 | 2,490 | ELXZ250E□□222MM20S | |
| | 680 | 8×15 | 0.090 | 0.18 | 730 | ELXZ100E□□681MH15D | | 2,700 | 12.5×40 | 0.017 | 0.034 | 2,870 | ELXZ250E□□272MK40S | |
| | 680 | 10×12.5 | 0.090 | 0.18 | 760 | ELXZ100E□□681MJC5S | | 2,700 | 16×25 | 0.022 | 0.044 | 2,560 | ELXZ250E□□272ML25S | |
| | 1,000 | 8×20 | 0.080 | 0.16 | 810 | ELXZ100E□□102MH20D | | 3,300 | 16×25 | 0.022 | 0.044 | 2,560 | ELXZ250E□□332ML25S | |
| | 1,000 | 10×16 | 0.068 | 0.136 | 1,050 | ELXZ100E□□102MJ16S | | 3,300 | 16×30 | 0.019 | 0.038 | 3,010 | ELXZ250E□□332ML30S | |
| | 1,200 | 10×20 | 0.052 | 0.104 | 1,220 | ELXZ100E□□122MJ20S | | 3,300 | 18×20 | 0.028 | 0.056 | 2,490 | ELXZ250E□□332MM20S | |
| | 1,500 | 10×25 | 0.045 | 0.090 | 1,440 | ELXZ100E□□152MJ25S | | 3,300 | 18×25 | 0.020 | 0.040 | 2,740 | ELXZ250E□□332MM25S | |
| | 1,800 | 10×30 | 0.037 | 0.074 | 1,690 | ELXZ100E□□182MJ30S | | 3,900 | 16×35 | 0.017 | 0.034 | 3,150 | ELXZ250E□□392ML35S | |
| | 2,200 | 10×30 | 0.037 | 0.074 | 1,690 | ELXZ100E□□222MJ30S | | 3,900 | 18×30 | 0.018 | 0.036 | 3,330 | ELXZ250E□□392MM30S | |
| | 2,200 | 12.5×20 | 0.038 | 0.076 | 1,660 | ELXZ100E□□222MK20S | | 4,700 | 16×40 | 0.015 | 0.030 | 3,710 | ELXZ250E□□472ML40S | |
| | 3,300 | 12.5×25 | 0.030 | 0.060 | 1,950 | ELXZ100E□□332MK25S | | 4,700 | 18×35 | 0.016 | 0.032 | 3,680 | ELXZ250E□□472MM35S | |
| | 3,900 | 12.5×30 | 0.025 | 0.050 | 2,310 | ELXZ100E□□392MK30S | | 5,600 | 18×40 | 0.015 | 0.030 | 3,800 | ELXZ250E□□562MM40S | |
| | 3,900 | 16×20 | 0.029 | 0.058 | 2,210 | ELXZ100E□□392ML20S | | 33 | 5×11.5 | 0.50 | 1.0 | 175 | ELXZ350E□□330MEB5D | |
| | 4,700 | 12.5×35 | 0.022 | 0.044 | 2,510 | ELXZ100E□□472MK35S | | 56 | 6.3×11.5 | 0.25 | 0.50 | 290 | ELXZ350E□□560MFB5D | |
| | 5,600 | 12.5×40 | 0.017 | 0.034 | 2,870 | ELXZ100E□□562MK40S | | 100 | 6.3×15 | 0.18 | 0.36 | 400 | ELXZ350E□□101MF15D | |
| 5,600 | 16×25 | 0.022 | 0.044 | 2,560 | ELXZ100E□□562ML25S | 150 | 8×12 | 0.12 | 0.24 | 555 | ELXZ350E□□151MH12D | | | |
| 5,600 | 18×20 | 0.028 | 0.056 | 2,490 | ELXZ100E□□562MM20S | 220 | 8×15 | 0.090 | 0.18 | 730 | ELXZ350E□□221MH15D | | | |
| 6,800 | 16×30 | 0.019 | 0.038 | 3,010 | ELXZ100E□□682ML30S | 220 | 10×12.5 | 0.090 | 0.18 | 760 | ELXZ350E□□221MJC5S | | | |
| 6,800 | 18×25 | 0.020 | 0.040 | 2,740 | ELXZ100E□□682MM25S | 270 | 8×20 | 0.080 | 0.16 | 810 | ELXZ350E□□271MH20D | | | |
| 8,200 | 16×35 | 0.017 | 0.034 | 3,150 | ELXZ100E□□822ML35S | 330 | 10×16 | 0.068 | 0.136 | 1,050 | ELXZ350E□□331MJ16S | | | |
| 8,200 | 18×30 | 0.018 | 0.036 | 3,330 | ELXZ100E□□822MM30S | 470 | 10×20 | 0.052 | 0.104 | 1,220 | ELXZ350E□□471MJ20S | | | |
| 10,000 | 16×40 | 0.015 | 0.030 | 3,710 | ELXZ100E□□103ML40S | 560 | 10×20 | 0.052 | 0.104 | 1,220 | ELXZ350E□□561MJ20S | | | |
| 10,000 | 18×35 | 0.016 | 0.032 | 3,680 | ELXZ100E□□103MM35S | 560 | 10×25 | 0.045 | 0.090 | 1,440 | ELXZ350E□□561MJ25S | | | |
| 12,000 | 18×40 | 0.015 | 0.030 | 3,800 | ELXZ100E□□123MM40S | 680 | 10×30 | 0.037 | 0.074 | 1,690 | ELXZ350E□□681MJ30S | | | |
| 16 | 47 | 5×11.5 | 0.50 | 1.0 | 175 | ELXZ160E□□470MEB5D | 35 | 680 | 12.5×20 | 0.038 | 0.076 | 1,660 | ELXZ350E□□681MK20S | |
| | 100 | 6.3×11.5 | 0.25 | 0.50 | 290 | ELXZ160E□□101MFB5D | | 1,000 | 12.5×25 | 0.030 | 0.060 | 1,950 | ELXZ350E□□102MK25S | |
| | 220 | 6.3×15 | 0.18 | 0.36 | 400 | ELXZ160E□□221MF15D | | 1,200 | 12.5×30 | 0.025 | 0.050 | 2,310 | ELXZ350E□□122MK30S | |
| | 330 | 8×12 | 0.12 | 0.24 | 555 | ELXZ160E□□331MH12D | | 1,200 | 16×20 | 0.029 | 0.058 | 2,210 | ELXZ350E□□122ML20S | |
| | 470 | 8×15 | 0.090 | 0.18 | 730 | ELXZ160E□□471MH15D | | 1,500 | 12.5×35 | 0.022 | 0.044 | 2,510 | ELXZ350E□□152MK35S | |
| | 470 | 10×12.5 | 0.090 | 0.18 | 760 | ELXZ160E□□471MJC5S | | 1,800 | 12.5×40 | 0.017 | 0.034 | 2,870 | ELXZ350E□□182MK40S | |
| | 560 | 8×20 | 0.080 | 0.16 | 810 | ELXZ160E□□561MH20D | | 1,800 | 16×25 | 0.022 | 0.044 | 2,560 | ELXZ350E□□182ML25S | |
| | 680 | 10×16 | 0.068 | 0.136 | 1,050 | ELXZ160E□□681MJ16S | | 1,800 | 18×20 | 0.028 | 0.056 | 2,490 | ELXZ350E□□182MM20S | |
| | 1,000 | 10×20 | 0.052 | 0.104 | 1,220 | ELXZ160E□□102MJ20S | | 2,200 | 16×25 | 0.022 | 0.044 | 2,560 | ELXZ350E□□222ML25S | |
| | 1,200 | 10×25 | 0.045 | 0.090 | 1,440 | ELXZ160E□□122MJ25S | | 2,200 | 16×30 | 0.019 | 0.038 | 3,010 | ELXZ350E□□222ML30S | |
| | 1,500 | 10×30 | 0.037 | 0.074 | 1,690 | ELXZ160E□□152MJ30S | | 2,200 | 18×20 | 0.028 | 0.056 | 2,490 | ELXZ350E□□222MM20S | |
| | 1,500 | 12.5×20 | 0.038 | 0.076 | 1,660 | ELXZ160E□□152MK20S | | 2,200 | 18×25 | 0.020 | 0.040 | 2,740 | ELXZ350E□□222MM25S | |
| | 2,200 | 12.5×25 | 0.030 | 0.060 | 1,950 | ELXZ160E□□222MK25S | | 2,700 | 16×35 | 0.017 | 0.034 | 3,150 | ELXZ350E□□272ML35S | |
| | 2,700 | 12.5×30 | 0.025 | 0.050 | 2,310 | ELXZ160E□□272MK30S | | | | | | | | |

□□ : Enter the appropriate lead forming or taping code.

◆STANDARD RATINGS

| VV (V _{dc}) | Cap (μF) | Case size φD×L(mm) | Impedance (Ω max./100kHz) | | Rated ripple current (mA _{rms} / 105°C, 100kHz) | Part No. | VV (V _{dc}) | Cap (μF) | Case size φD×L(mm) | Impedance (Ω max./100kHz) | | Rated ripple current (mA _{rms} / 105°C, 100kHz) | Part No. |
|--------------------------|-------------|-----------------------|------------------------------|-------|---|--------------------|--------------------------|-------------|-----------------------|------------------------------|--------------------|---|--------------------|
| | | | 20°C | -10°C | | | | | | 20°C | -10°C | | |
| 35 | 2,700 | 18×30 | 0.018 | 0.036 | 3,330 | ELXZ350E□□272MM30S | 50 | 2,200 | 18×35 | 0.023 | 0.046 | 3,100 | ELXZ500E□□222MM35S |
| | 3,300 | 16×40 | 0.015 | 0.030 | 3,710 | ELXZ350E□□332ML40S | | 2,700 | 18×40 | 0.020 | 0.040 | 3,400 | ELXZ500E□□272MM40S |
| | 3,300 | 18×35 | 0.016 | 0.032 | 3,680 | ELXZ350E□□332MM35S | | 12 | 5×11.5 | 1.9 | 4.0 | 145 | ELXZ630E□□120MEB5D |
| | 3,900 | 18×40 | 0.015 | 0.030 | 3,800 | ELXZ350E□□392MM40S | | 22 | 6.3×11.5 | 1.0 | 2.0 | 240 | ELXZ630E□□220MFB5D |
| | 4,700 | 18×40 | 0.015 | 0.030 | 3,800 | ELXZ350E□□472MM40S | | 39 | 6.3×15 | 0.61 | 1.4 | 330 | ELXZ630E□□390MF15D |
| 50 | 22 | 5×11.5 | 0.90 | 1.8 | 155 | ELXZ500E□□220MEB5D | 68 | 8×12 | 0.34 | 0.75 | 405 | ELXZ630E□□680MH12D | |
| | 47 | 6.3×11.5 | 0.45 | 0.90 | 260 | ELXZ500E□□470MFB5D | 100 | 8×15 | 0.27 | 0.65 | 535 | ELXZ630E□□101MH15D | |
| | 68 | 6.3×15 | 0.31 | 0.62 | 360 | ELXZ500E□□680MF15D | 100 | 10×12.5 | 0.255 | 0.51 | 540 | ELXZ630E□□101MJC5S | |
| | 100 | 8×12 | 0.22 | 0.44 | 485 | ELXZ500E□□101MH12D | 120 | 10×16 | 0.19 | 0.38 | 600 | ELXZ630E□□121MJ16S | |
| | 120 | 8×15 | 0.16 | 0.32 | 635 | ELXZ500E□□121MH15D | 150 | 8×20 | 0.21 | 0.52 | 690 | ELXZ630E□□151MH20D | |
| | 120 | 10×12.5 | 0.16 | 0.32 | 620 | ELXZ500E□□121MJC5S | 180 | 10×20 | 0.145 | 0.29 | 890 | ELXZ630E□□181MJ20S | |
| | 180 | 8×20 | 0.12 | 0.24 | 730 | ELXZ500E□□181MH20D | 220 | 10×25 | 0.13 | 0.26 | 1,050 | ELXZ630E□□221MJ25S | |
| | 180 | 10×16 | 0.13 | 0.26 | 850 | ELXZ500E□□181MJ16S | 330 | 10×30 | 0.090 | 0.18 | 1,300 | ELXZ630E□□331MJ30S | |
| | 220 | 10×20 | 0.088 | 0.18 | 1,050 | ELXZ500E□□221MJ20S | 330 | 12.5×20 | 0.085 | 0.17 | 1,290 | ELXZ630E□□331MK20S | |
| | 330 | 10×25 | 0.073 | 0.15 | 1,250 | ELXZ500E□□331MJ25S | 390 | 12.5×25 | 0.070 | 0.14 | 1,720 | ELXZ630E□□391MK25S | |
| | 390 | 10×30 | 0.054 | 0.11 | 1,500 | ELXZ500E□□391MJ30S | 470 | 12.5×30 | 0.055 | 0.11 | 2,090 | ELXZ630E□□471MK30S | |
| | 390 | 12.5×20 | 0.059 | 0.12 | 1,480 | ELXZ500E□□391MK20S | 470 | 16×20 | 0.059 | 0.12 | 1,770 | ELXZ630E□□471ML20S | |
| | 470 | 12.5×20 | 0.059 | 0.12 | 1,480 | ELXZ500E□□471MK20S | 680 | 12.5×35 | 0.047 | 0.094 | 2,270 | ELXZ630E□□681MK35S | |
| | 560 | 12.5×25 | 0.044 | 0.088 | 1,840 | ELXZ500E□□561MK25S | 680 | 16×25 | 0.050 | 0.10 | 2,160 | ELXZ630E□□681ML25S | |
| | 680 | 12.5×30 | 0.039 | 0.078 | 2,220 | ELXZ500E□□681MK30S | 680 | 18×20 | 0.055 | 0.11 | 2,290 | ELXZ630E□□681MM20S | |
| | 680 | 16×20 | 0.048 | 0.096 | 1,840 | ELXZ500E□□681ML20S | 820 | 12.5×40 | 0.042 | 0.084 | 2,560 | ELXZ630E□□821MK40S | |
| | 820 | 12.5×35 | 0.033 | 0.066 | 2,290 | ELXZ500E□□821MK35S | 820 | 16×30 | 0.043 | 0.086 | 2,670 | ELXZ630E□□821ML30S | |
| | 820 | 18×20 | 0.042 | 0.084 | 1,980 | ELXZ500E□□821MM20S | 820 | 18×25 | 0.043 | 0.086 | 2,590 | ELXZ630E□□821MM25S | |
| | 1,000 | 12.5×40 | 0.029 | 0.058 | 2,500 | ELXZ500E□□102MK40S | 1,000 | 16×30 | 0.043 | 0.086 | 2,670 | ELXZ630E□□102ML30S | |
| | 1,000 | 16×25 | 0.034 | 0.068 | 2,240 | ELXZ500E□□102ML25S | 1,000 | 16×35 | 0.036 | 0.072 | 2,770 | ELXZ630E□□102ML35S | |
| 1,200 | 16×30 | 0.028 | 0.056 | 2,700 | ELXZ500E□□122ML30S | 1,200 | 16×40 | 0.030 | 0.060 | 2,850 | ELXZ630E□□122ML40S | | |
| 1,200 | 18×25 | 0.029 | 0.058 | 2,610 | ELXZ500E□□122MM25S | 1,200 | 18×30 | 0.032 | 0.064 | 2,950 | ELXZ630E□□122MM30S | | |
| 1,500 | 16×35 | 0.025 | 0.050 | 2,800 | ELXZ500E□□152ML35S | 1,500 | 18×35 | 0.030 | 0.060 | 3,100 | ELXZ630E□□152MM35S | | |
| 1,800 | 16×40 | 0.021 | 0.042 | 3,200 | ELXZ500E□□182ML40S | 1,800 | 18×40 | 0.025 | 0.050 | 3,210 | ELXZ630E□□182MM40S | | |
| 1,800 | 18×30 | 0.025 | 0.050 | 3,000 | ELXZ500E□□182MM30S | 2,200 | 18×40 | 0.025 | 0.050 | 3,210 | ELXZ630E□□222MM40S | | |

□□ : Enter the appropriate lead forming or taping code.

◆RATED RIPPLE CURRENT MULTIPLIERS

●Frequency Multipliers

| Capacitance(μF) | Frequency(Hz) | 120 | 1k | 10k | 100k |
|-----------------|---------------|------|------|------|------|
| 12 to 180 | | 0.40 | 0.75 | 0.90 | 1.00 |
| 220 to 560 | | 0.50 | 0.85 | 0.94 | 1.00 |
| 680 to 1,800 | | 0.60 | 0.87 | 0.95 | 1.00 |
| 2,200 to 3,900 | | 0.75 | 0.90 | 0.95 | 1.00 |
| 4,700 to 18,000 | | 0.85 | 0.95 | 0.98 | 1.00 |

The endurance of capacitors is reduced with internal heating produced by ripple current at the rate of halving the lifetime with every 5°C rise. When long life performance is required in actual use, the rms ripple current has to be reduced.