



深圳市晶友嘉电子有限公司

SHENZHEN JINGYOUJIA ELECTRONIC CO., LTD



CRYSTAL RESONATOR SPECIFICATIONS

声表面波谐振器承认书

客户 Customer:	立创商城
型号 Product:	SB73
客户料号 Code No:	
我司料号 Code No:	SB7331500TT
频率 Frequency:	315.000MHz
数量 Sample Quantity:	
日期 Date:	2021-7-15

深圳市晶友嘉电子有限公司

SHENZHEN JINGYOUJIA ELECTRONIC CO., LTD
深圳市龙华区东环二路数字智能颖博园 B 栋 412

TEL: 86-755-32840201 32850080

FAX: 86-755-84269460

供应商确认栏:

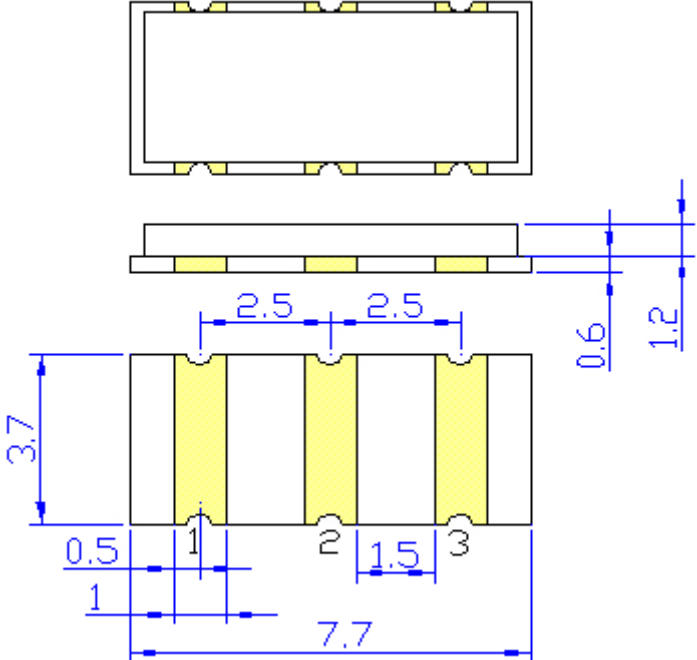
制作 Handler	确认 Checked	核审 Approved
戴晓嘉	李晨	陈斌

客户承认栏:

承认 Checked	核审 Approved

1. Package Dimension

Unit: mm

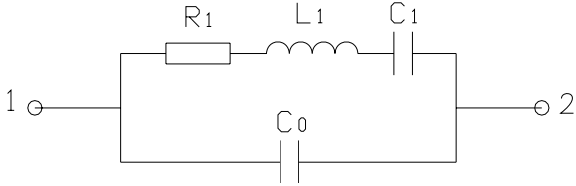


Pin	Connection
1	Input
2	Case Ground
3	Output

2. Marking

R315

3. Equivalent LC Model



4. Performance

4.1 Maximum Rating

Item	Value
DC Voltage V_{DC}	12V
Operation Temperature Range	-40°C to +85°C
Storage Temperature Range	-40°C to +85°C
RF Power Dissipation	0dBm

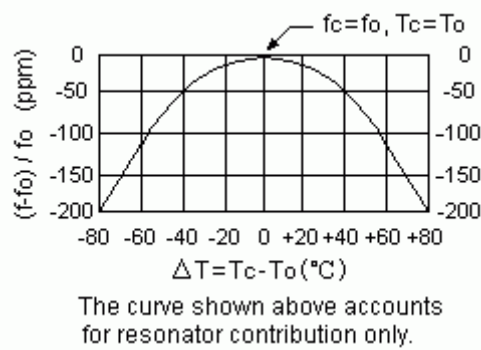
4.2 Electronic Characteristics

Item	Unit	Minimum	Typical	Maximum
Center Frequency (f_c)	MHz	314.925	315.000	315.075
Insertion Loss	dB	—	2.2	2.6
Quality Factor				
Unloaded Q	—	—	7340	—
50Ω Loaded Q	—	—	1650	—
Temperature Stability				
Turnover Temperature (T_0)	°C	25	-	55
Turnover Frequency (f_0)	MHz		f_c	
Frequency Temperature Coefficient (FTC)	ppm/°C ²	—	0.032	—
Frequency Aging	ppm/yr	—	<±10	
DC Insulation Resistance	MΩ	1.0	—	—
RF Equivalent RLC Model				
Motional Resistance R_1	Ω	—	29	35
Motional Inductance L_1	μH	—	78.1096	—
Motional Capacitance C_1	fF	—	1.7241	—
Shunt Static Capacitance C_0	pF	1.90	2.15	2.40

Notes:

- Unless noted otherwise, case temperature $T_C = +25^\circ\text{C} \pm 2^\circ\text{C}$.
- The center frequency, f_c , is measured at the minimum insertion loss point with the resonator in the 50Ω test system.
- Frequency aging is the change in f_c with time and is specified at +65°C or less. Aging may exceed the specification for prolonged temperatures above +65°C. Typically, aging is greatest the first year after manufacture, decreasing in subsequent years.
- Turnover temperature, T_0 , is the temperature of maximum (or turnover) frequency, f_0 . The nominal frequency at any case temperature, T_C , may be calculated from: $f = f_0 [1 - \text{FTC} (T_0 - T_C)^2]$.
- This equivalent RLC model approximates resonator performance near the resonant frequency and is provided for reference only. The capacitance C_0 is the static capacitance between Pin 1 and Pin 2 measured at low frequency (10MHz) with a capacitance meter. The measurement includes case parasitic capacitance.

4.3 Temperature Characteristics



5. Remarks

- 5.1 SAW devices should not be used in any type of fluid such as water, oil, organic solvent, etc.
- 5.2 Be certain not to apply voltage exceeding the rated voltage of components.
- 5.3 Do not operate outside the recommended operating temperature range of components.
- 5.4 Sudden change of temperature shall be avoided, deterioration of the characteristics can occur.
- 5.5 Be careful of soldering temperature and duration of components when soldering.
- 5.6 Do not place soldering iron on the body of components.
- 5.7 Be careful not to subject the terminals or leads of components to excessive force.
- 5.8 SAW devices are electrostatic sensitive. Please avoid static voltage during operation and storage.
- 5.9 Ultrasonic cleaning shall be avoided. Ultrasonic vibration may cause destruction of components.