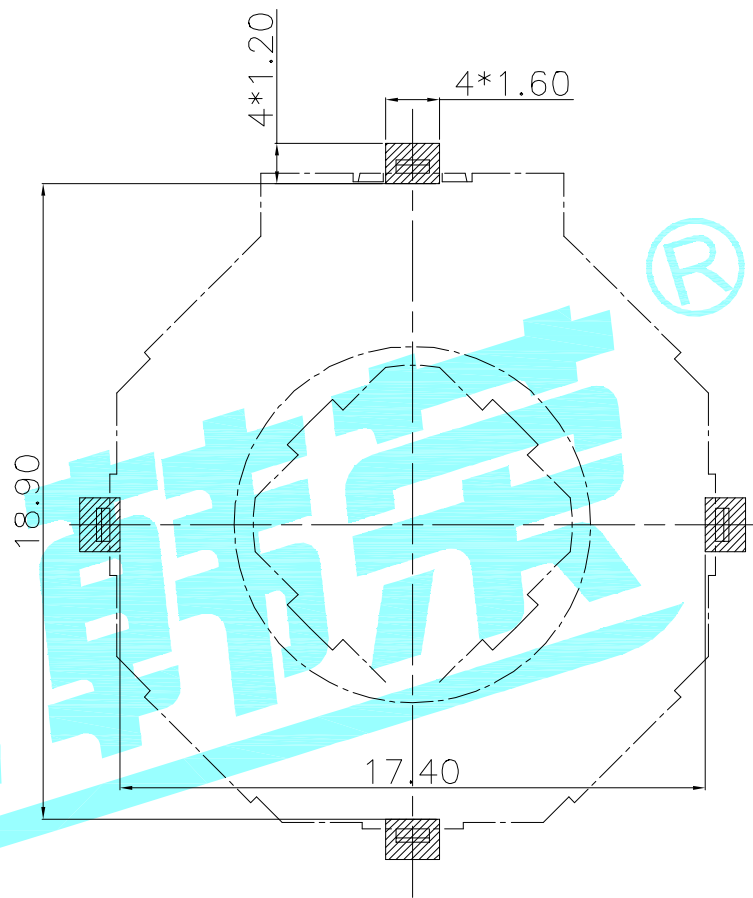
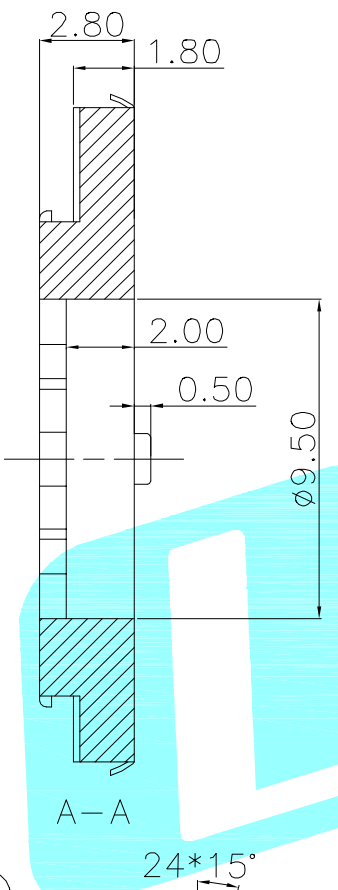
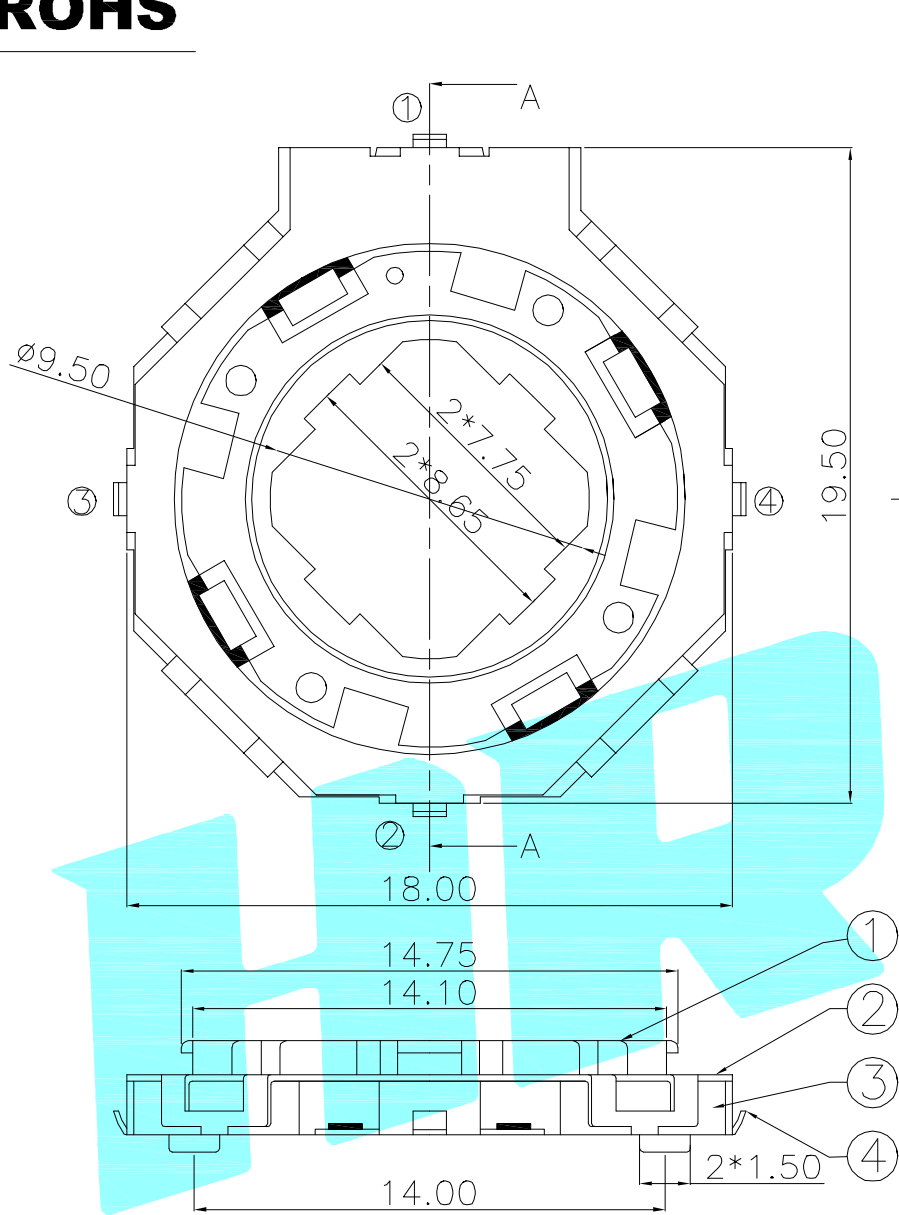
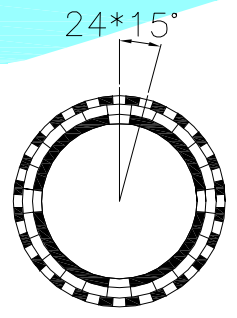


ROHS



PCB Layout(Pattern Side)



内部填充部分为1、2脚连接
外部填充部分为3、4脚连接

Circuit diagram

⑥	Contact 2	—	1	F.Ag/SUS	—	—
⑤	Contact 1	—	1	F.Ag/SUS	—	—
④	Terminal	—	4	Brass(0.15t)	Plating silver	—
③	Base	—	1	PA46	Black	—
②	Cover	—	1	F.Ag/SUS	—	—
①	KNOB	—	1	PA46	White	—
ITEM	PART NAME	TER'NO.	QTY.	MATERIAL	FINISHING	REMARK

APPROVALS		DATE		 ELECTRONICS CO.,LTD					
DRAWN	JIANKUN.LU	2015/5/23					TITLE:	MULTIFUNCTIONAL SWITCHS	
CHECKED				PART NO.	K1-5301UA-01				
APPROVALS				TOLERANCES ARE	30~以上 ±0.30 10~30 ±0.20 5~10 ±0.15 ~ 5 ±0.10	ANGLE ±2'	UNIT: mm	SCALE: 1:1	PROJ:
DRAWING NO.				SHEET 1 OF 1					

—	A	—	NEW	—	—	—
ECN NO.	REV.	DATE.	DESCRIPTION.	CHANGE.	CHECK.	APPRO.