ROHS

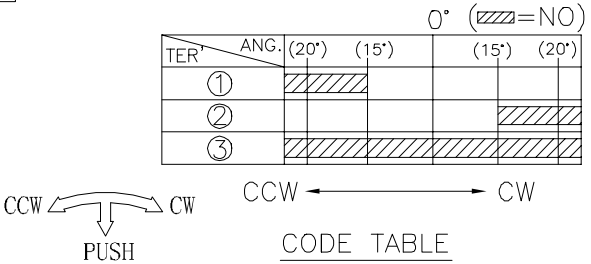

CODE TABLE

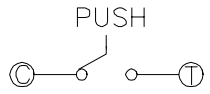

Circuit Diagram

NOTE:
Operating Force:
lever portion 70 ± 40 gf
Push portion 250 ± 40 gf
Travel:−25° 0° +25° Pushportion 0.7±0.1mm

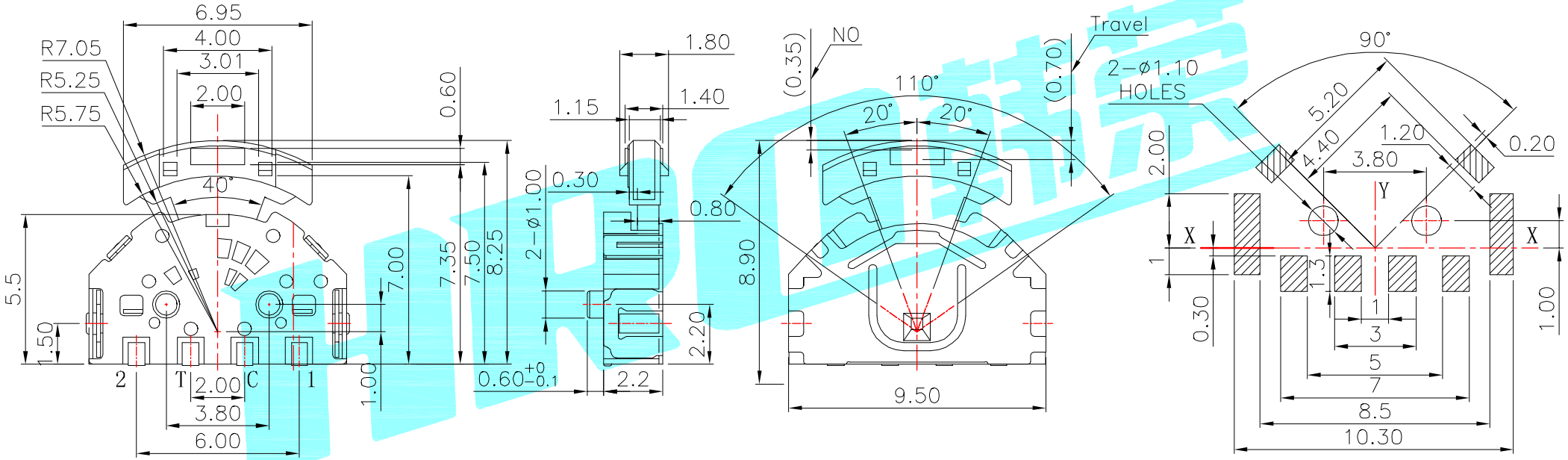

P.C.B Mounting
Pattern Dimension

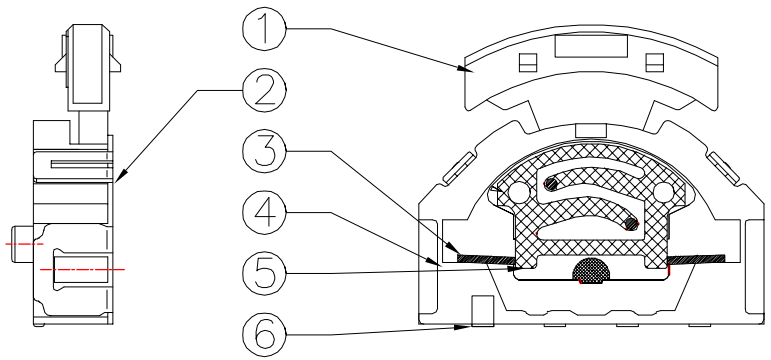

ITEM	PART NAME	TER'NO.	QTY.	MATERIAL	FINISHING	REMARK
⑥	Contact	——	1	F.Ag/Brass	Plating silver	——
⑤	Terminal	——	4	Brass(0.15t)	Plating silver	——
④	Base	——	1	Nylon	Black	——
③	Spring	——	1	SUS	Natural	——
②	Cover	——	1	SUS	Natural	——
①	Keystoke	——	1	Nylon	Black	——

APPROVALS		DATE	HRO韩荣® ELECTRONICS CO.,LTD	
DRAWN	J.X.Zhang	2013/8/12		
CHECKED			TITLE:	MULTIFUNCTIONAL SWITCHS
APPROVALS			PART NO.	K1−1511SA−02
TOLERANCES ARE	30~以上 ±0.30 / 10~30 ±0.20 / 5~10 ±0.15 / ~ 5 ±0.10	ANGLE ±2°	UNIT: mm	SCALE: 1:1 / PROJ:
			DRAWING NO.	—— / SHEET 1 OF 1

ECN NO.	REV.	DATE.	DESCRIPTION.	CHANGE.	CHECK.	APPRO.
——	A	——	NEW	——	——	——