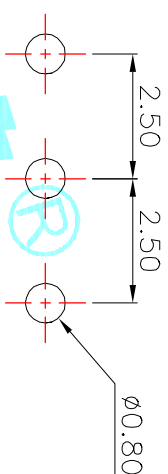
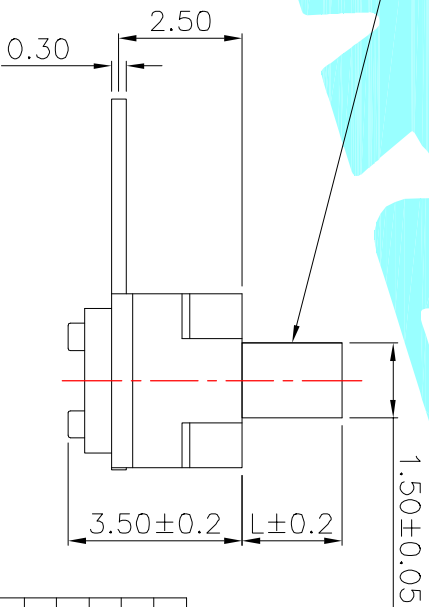
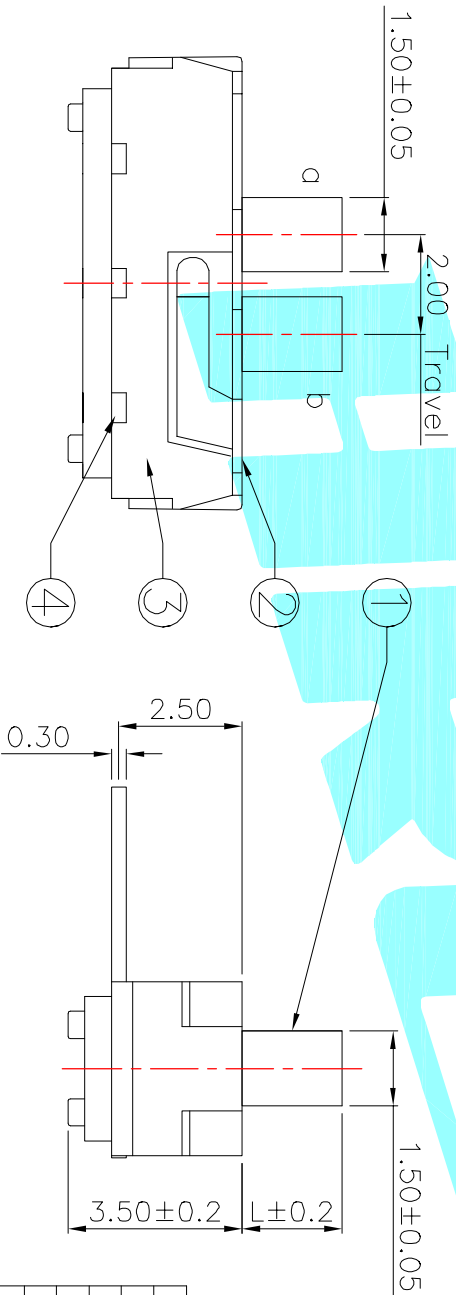


CIRCUIT DIAGRAM



HOLE LAYOUT



PART NO.	L	Operating force
K3-1260D-F1	2	190±50gf
K3-1260D-K1	3	
K3-1260D-L1	4	
K3-1260D-M1	7	

ITEM	PART NAME	TER'NO.	QTY.	MATERIAL	FINISHING	REMARK
⑤	Contact Spring	—	1	Beryllium copper	Ag Plated	—
④	Terminal	—	3	Brass Strip	Ag Plated	—
③	Base	—	1	NYLON	Black	—
②	Cover	—	1	SUS	Natural	—
①	KNOB	—	1	NYLON	Black	—

APPROVALS	DATE	TITLE:
DRAWN J.X.Zhong	2014/1/22	TOGGLE SWITCHES

ECN NO.	REV.	DATE.	DESCRIPTION.	CHANGE.	CHECK.	APPRO.
—	A	—	NEW	—	—	—

TOLERANCES ARE	30~12.5	±0.30	ANGLE	PART NO.	SCALE:	PROJ.	SHEET
ARE	10~30	±0.20	±2°	—	1:1	—	1 OF 1
	5~10	±0.15					
	~5	±0.10					



ELECTRONICS CO., LTD