RoHS

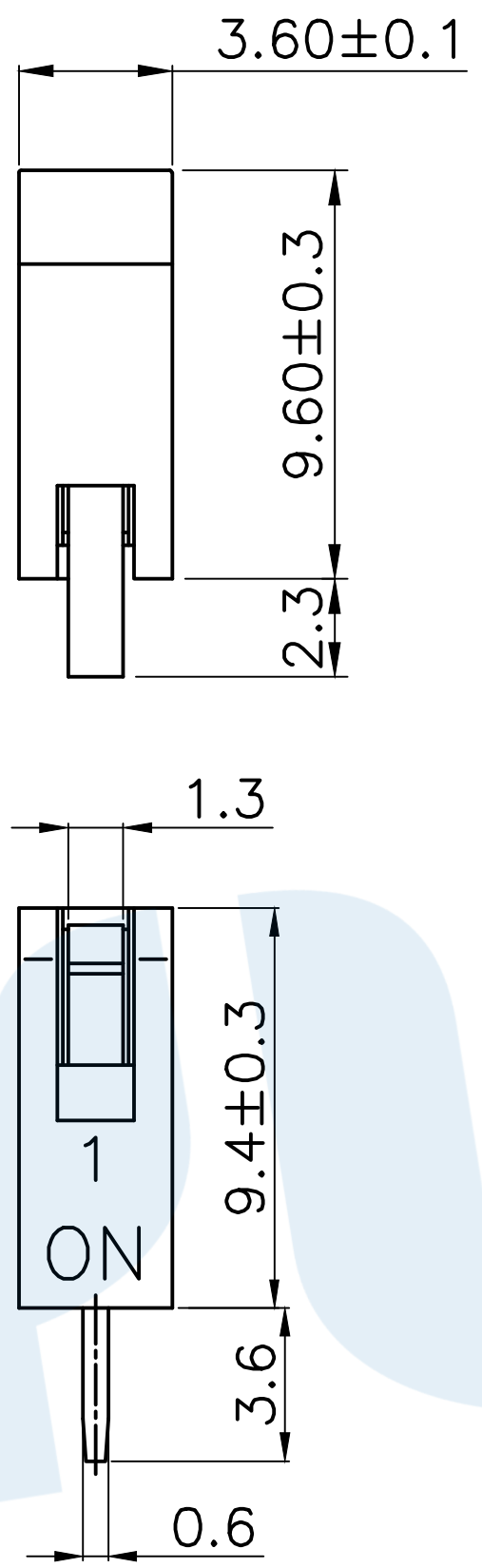

Circuit Diagram

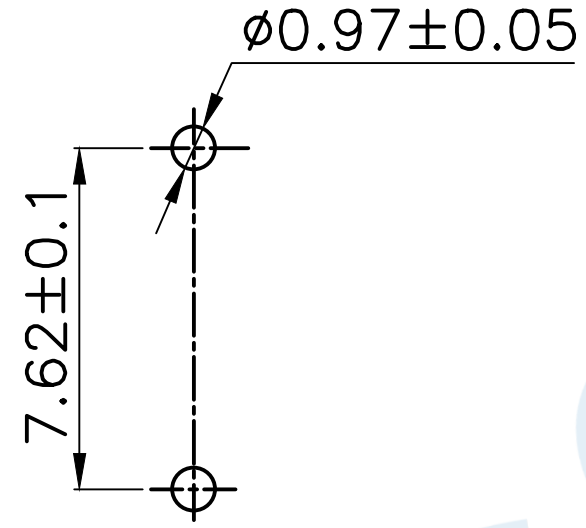

PCB Layout(Pattern Side)

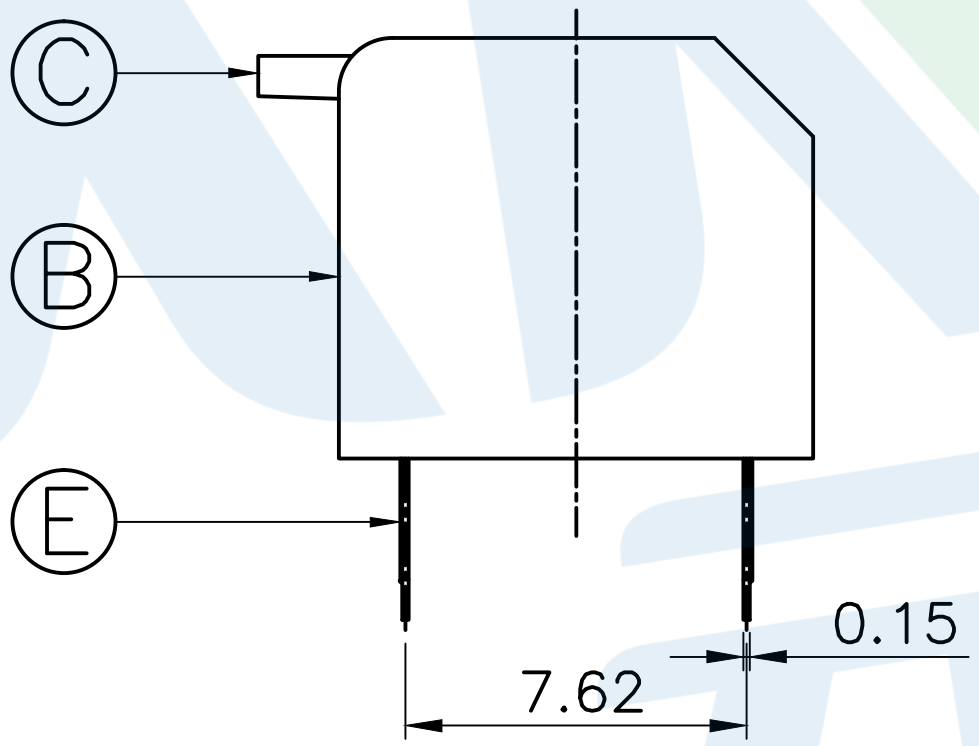

凸柄Convex handle

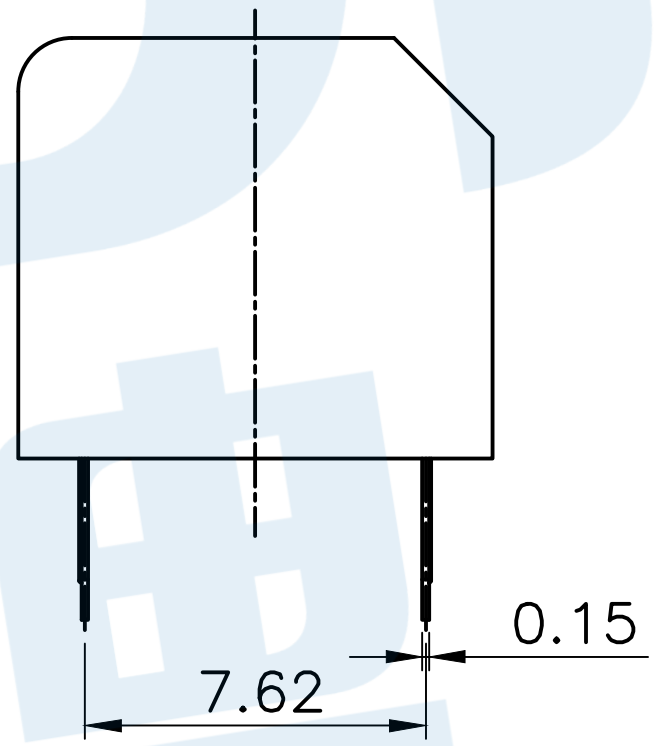

短柄Short handle

NOTE:
1.Rating: 24V 25mA DC
2.Insulation Resistance: ≥100 MΩ
3.Withstand voltage:AC 500V 1Minute
4.Operating Force Range: 400gf Max
5.Mechanical Life:3,000 Cycles

Number of digits(位数)		1P	2P	3P	4P	5P	6P	7P	8P	9P	10P	12P
Cover/red	凸柄 Convex handle	TE-01	TE-02	TE-03	TE-04	TE-05	TE-06	TE-07	TE-08	TE-09	TE-10	TE-12
盖子/红色	短柄 Short handle	TE-01D	TE-02D	TE-03D	TE-04D	TE-05D	TE-06D	TE-07D	TE-08D	TE-09D	TE-10D	TE-12D
Cover/blue	凸柄 Convex handle	TE-01R	TE-02R	TE-03R	TE-04R	TE-05R	TE-06R	TE-07R	TE-08R	TE-09R	TE-10R	TE-12R
盖子/蓝色	短柄 Short handle	TE-01L	TE-02L	TE-03L	TE-04L	TE-05L	TE-06L	TE-07L	TE-08L	TE-09L	TE-10L	TE-12L

NO.	Name	Number	Qty	Materil	Remarks
Ⓔ	Terminal		2	Phosphorus bronze	Gold plating
Ⓓ	Potting glue			Epoxy resin	Black
Ⓒ	Handle		1	PBT	White
Ⓑ	Cover		1	PBT	Red/Blue
Ⓐ	Base		1	PBT	Black

YUANDI® Yuandi Electronics Co,Ltd

angle	±2°	
10~30	±0.30	
5~10	±0.20	
~ 5	±0.10	Drawing number:
Tolerance not specified		Proportion 1:1

design		date		name	DIP SWITCH
Review		date			
Approved		date		model	TE-01R

modify | Review | Approved

unit mm | gape number | A4