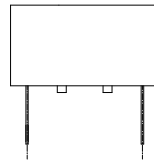
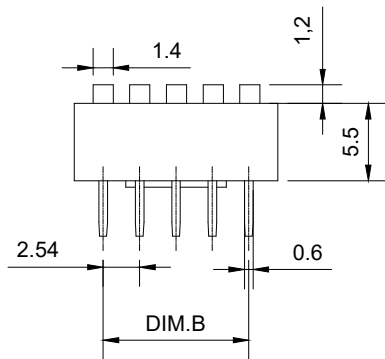
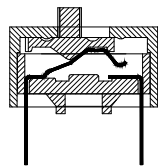


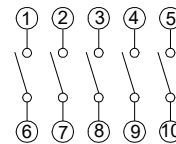
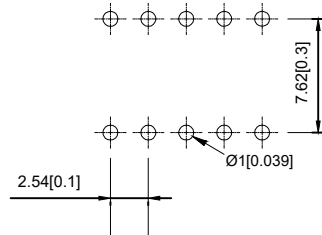
Projection(P)



Short(S)



SECTION A-A



PART NO.	NO.OF POS	DIM.A	DIM.B	Cover/Red(R)		Cover/Blue(BL)	
				Projection(P)	Short(S)	Projection(P)	Short(S)
DS-01	1	4.06		DS-01RP	DS-01RS	DS-01BLP	DS-01BLS
DS-02	2	6.6	2.54	DS-02RP	DS-02RS	DS-02BLP	DS-02BLS
DS-03	3	9.14	5.08	DS-03RP	DS-03RS	DS-03BLP	DS-03BLS
DS-04	4	11.68	7.62	DS-04RP	DS-04RS	DS-04BLP	DS-04BLS
DS-05	5	14.22	10.16	DS-05RP	DS-05RS	DS-05BLP	DS-05BLS
DS-06	6	16.76	12.7	DS-06RP	DS-06RS	DS-06BLP	DS-06BLS
DS-07	7	19.3	15.24	DS-07RP	DS-07RS	DS-07BLP	DS-07BLS
DS-08	8	21.84	17.78	DS-08RP	DS-08RS	DS-08BLP	DS-08BLS
DS-09	9	24.38	20.32	DS-09RP	DS-09RS	DS-09BLP	DS-09BLS
DS-10	10	26.92	22.86	DS-10RP	DS-10RS	DS-10BLP	DS-10BLS
DS-12	12	32	27.94	DS-12RP	DS-12RS	DS-12BLP	DS-12BLS

SPECIFICATION

Contact Rating: 25mA,24V DC
 Contact Resistance: 50mΩ max
 Insulation Resistance: 100mΩ min.500V DC
 Dielectric Strength: 500V AC/1minute
 Operating Force: 1000gf max
 Travel: 2mm
 Operating Life: 3000cycles
 Operating Temp: -20℃~+70℃
 Storage Temp: -30℃~+80℃

ITEM	PAPT NAMF	QTY	MATERIAL	FINISHING
4	Terminal		Copper Alloy	T: Tin plated G: Plating Gold≥15MU
3	Base	1	Pa66	Black
2	Keystake	1	Pa66	white
1	Cover	1	Pa66	Black Blue Red

DSND		DATE		SCALE: N/A	MODEL TYPE: DIP SWITCH
DWN		DATE		VIEW:	PART NO.:
CHKD		DATE		UNIT: mm/in	DWG NO.: DS-XX-X-X
APPD		DATE		SIZE: A4	
XKB INDUSTRIAL PRECISION CO., LIMITED				WEIGHT 1.0g	SHEET 1/1
				REVISION A0	

MARK	DESCRIPTION	DATE	REVISED	UNSPECIFIED TOLERANCES
ΔX				units: mm
ΔX				tolerance: X.X ±0.2mm
ΔX				X.XX ±0.1mm
				X.XXX ±0.05mm