

**描述 / Descriptions**

表面贴装瞬态电压抑制器,10/1000 $\mu$ s 波形下峰值脉冲功率为 :1500W ,反向电压 :5.0V~440V ,SMC 封装。

Surface mount transient voltage suppressor,1500W peak pulse power capability at 10/1000 $\mu$ s waveform,Reverse Stand-Off Voltage:5.0V~440V,SMC package.

**特征 / Features**

玻璃钝化, 低电感, 适用表面贴装, 无卤产品。

Glass passivated junction, Low inductance, For surface mounted applications, HF product.

**用途 / Applications**

一般用途.

General purpose.

**内部等效电路 / Equivalent Circuit**

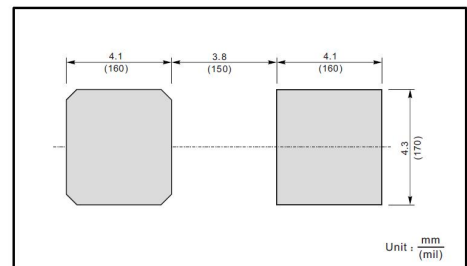


**引脚排列 / Pinning**



PIN	DESCRIPTION
1	Cathode
2	Anode

The recommended mounting pad size



**印章代码 / Marking**

见印章说明。 See Marking Instructions.

**极限参数 / Absolute Maximum Ratings(Ta=25°C)**

参数 Parameter	符号 Symbol	数值 Rating	单位 Unit
Peak Pulse Power Dissipation on 10/1000 us waveform	P <sub>PPM</sub>	1500	W
Peak Forward Surge Current,8.3ms Single Half Sine-Wave Superimposed on Rated Load (JEDEC Method)	I <sub>FSM</sub> (UNI)	200	A
Power dissipation on Infinite heat sink at TA=50 °C	P <sub>D</sub>	6.5	W
Maximum instantaneous forward voltage at 100 A for unidirectional only	V <sub>F</sub>	3.5	V
Typical Thermal Resistance Junction to Ambient(Note 1)	R <sub>θJA</sub> R <sub>θJL</sub>	75 15	°C/W
Operating Junction and Storage Temperature Range	T <sub>j</sub> , T <sub>stg</sub>	-55 ~ +150	°C

Note:

1. Mounted on 8 mm<sup>2</sup> (0.13mm thick) land areas.

**电性能参数 / Electrical Characteristics(Ta=25°C)**

Type		Reverse Stand-off Voltage	Breakdown Voltage		Test Current	Maximum Reverse Leakage	Max. Clamp Voltage	Peak Pulse Current	Package	
			V <sub>BR</sub> @ I <sub>T</sub>						SMC	
		V <sub>R</sub>	Min	Max	I <sub>T</sub>	I <sub>R</sub> @ V <sub>RRM</sub>	V <sub>C</sub> @ I <sub>PP</sub>	I <sub>PP</sub>	Device Marking Ccode	UNI
UNI	BI	V	V	V	mA	uA	V	A	UNI	BI
SMCJ5.0A	SMCJ5.0CA	5	6.4	7	10	800	9.2	163	GDE	BDE
SMCJ6.0A	SMCJ6.0CA	6	6.67	7.37	10	800	10.3	145.7	GDG	BDG
SMCJ6.5A	SMCJ6.5CA	6.5	7.22	7.98	10	500	11.2	134	GDK	BDK
SMCJ7.0A	SMCJ7.0CA	7	7.78	8.6	10	200	12.0	125	GDM	BDM
SMCJ7.5A	SMCJ7.5CA	7.5	8.33	9.21	1	100	12.9	116.3	GDP	BDP
SMCJ8.0A	SMCJ8.0CA	8	8.89	9.83	1	50	13.6	110.3	GDR	BDR
SMCJ8.5A	SMCJ8.5CA	8.5	9.44	10.4	1	20	14.4	104.2	GDT	BDT
SMCJ9.0A	SMCJ9.0CA	9	10	11.1	1	10	15.4	97.4	GDV	BDV
SMCJ10A	SMCJ10CA	10	11.1	12.3	1	5	17.0	88.3	GDX	BDX
SMCJ11A	SMCJ11CA	11	12.2	13.5	1	1	18.2	82.5	GDZ	BDZ
SMCJ12A	SMCJ12CA	12	13.3	14.7	1	1	19.9	75.4	GEE	BEE
SMCJ13A	SMCJ13CA	13	14.4	15.9	1	1	21.5	69.8	GEG	BEG
SMCJ14A	SMCJ14CA	14	15.6	17.2	1	1	23.2	64.7	GEK	BEK
SMCJ15A	SMCJ15CA	15	16.7	18.5	1	1	24.4	61.5	GEM	BEM
SMCJ16A	SMCJ16CA	16	17.8	19.7	1	1	26.0	57.7	GEP	BEP
SMCJ17A	SMCJ17CA	17	18.9	20.9	1	1	27.6	54.4	GER	BER
SMCJ18A	SMCJ18CA	18	20	22.1	1	1	29.2	51.4	GET	BET
SMCJ20A	SMCJ20CA	20	22.2	24.5	1	1	32.4	46.3	GEV	BEV
SMCJ22A	SMCJ22CA	22	24.4	26.9	1	1	35.5	42.3	GEX	BEX
SMCJ24A	SMCJ24CA	24	26.7	29.5	1	1	38.9	38.6	GEZ	BEZ
SMCJ26A	SMCJ26CA	26	28.9	31.9	1	1	42.1	35.7	GFE	BFE
SMCJ28A	SMCJ28CA	28	31.1	34.4	1	1	45.4	33.1	GFG	BFG
SMCJ30A	SMCJ30CA	30	33.3	36.8	1	1	48.4	31	GFK	BFK
SMCJ33A	SMCJ33CA	33	36.7	40.6	1	1	53.3	28.2	GFM	BFM
SMCJ36A	SMCJ36CA	36	40	44.2	1	1	58.1	25.9	GFP	BFP
SMCJ40A	SMCJ40CA	40	44.4	49.1	1	1	64.5	23.3	GFR	BFR
SMCJ43A	SMCJ43CA	43	47.8	52.8	1	1	69.4	21.7	GFT	BFT

电性能参数 / Electrical Characteristics(Ta=25°C)

Type		Reverse Stand-off Voltage	Breakdown Voltage		Test Current	Reverse Leakage	Max. Clamp Voltage	Peak Pulse Current	Package	
			V <sub>BR</sub> @ I <sub>T</sub>						SMA	
		V <sub>R</sub> RM	Min	Max	I <sub>T</sub>	I <sub>R</sub> @ V <sub>R</sub> RM	V <sub>C</sub> @ I <sub>PP</sub>	I <sub>PP</sub>	Device Marking Ccode	UNI
UNI	BI	V	V	V	mA	uA	V	A	UNI	BI
SMCJ45A	SMCJ45CA	45	50	55.3	1	1	72.7	20.6	GFV	BFV
SMCJ48A	SMCJ48CA	48	53.3	58.9	1	1	77.4	19.4	GFX	BFX
SMCJ51A	SMCJ51CA	51	56.7	62.7	1	1	82.4	18.2	GFZ	BFZ
SMCJ54A	SMCJ54CA	54	60	66.3	1	1	87.1	17.3	GGE	BGE
SMCJ58A	SMCJ58CA	58	64.4	71.2	1	1	93.6	16.1	GGG	BGG
SMCJ60A	SMCJ60CA	60	66.7	73.7	1	1	96.8	15.5	GGK	BGK
SMCJ64A	SMCJ64CA	64	71.1	78.6	1	1	103.0	14.6	GGM	BGM
SMCJ70A	SMCJ70CA	70	77.8	86	1	1	113.0	13.3	GGP	BGP
SMCJ75A	SMCJ75CA	75	83.3	92.1	1	1	121.0	12.4	GGR	BGR
SMCJ78A	SMCJ78CA	78	86.7	95.8	1	1	126.0	11.9	GGT	BGT
SMCJ85A	SMCJ85CA	85	94.4	104	1	1	137.0	11	GGV	BGV
SMCJ90A	SMCJ90CA	90	100	111	1	1	146.0	10.3	GGX	BGX
SMCJ100A	SMCJ100CA	100	111	123	1	1	162.0	9.3	GGZ	BGZ
SMCJ110A	SMCJ110CA	110	122	135	1	1	177.0	8.5	GHE	BHE
SMCJ120A	SMCJ120CA	120	133	147	1	1	193.0	7.8	GHG	BHG
SMCJ130A	SMCJ130CA	130	144	159	1	1	209.0	7.2	GHK	BHK
SMCJ150A	SMCJ150CA	150	167	185	1	1	243.0	6.2	GHM	BHM
SMCJ160A	SMCJ160CA	160	178	197	1	1	259.0	5.8	GHP	BHP
SMCJ170A	SMCJ170CA	170	189	209	1	1	275.0	5.5	GHR	BHR
SMCJ180A	SMCJ180CA	180	201	222	1	1	292.0	5.1	GHT	BHT
SMCJ200A	SMCJ200CA	200	224	247	1	1	324.0	4.6	GHV	BHV
SMCJ220A	SMCJ220CA	220	246	272	1	1	356.0	4.2	GHX	BHX
SMCJ250A	SMCJ250CA	250	279	309	1	1	405.0	3.7	GHZ	BHZ
SMCJ300A	SMCJ300CA	300	335	371	1	1	486.0	3.1	GJE	BJE
SMCJ350A	SMCJ300CA	350	391	432	1	1	567.0	2.6	GJG	BJG
SMCJ400A	SMCJ350CA	400	447	494	1	1	648.0	2.3	GJK	BJK
SMCJ440A	SMCJ400CA	440	492	543	1	1	713.0	2.1	GJM	BJM

电参数曲线图 / Electrical Characteristic Curve

Fig.1 Peak Pulse Power Rating Curve

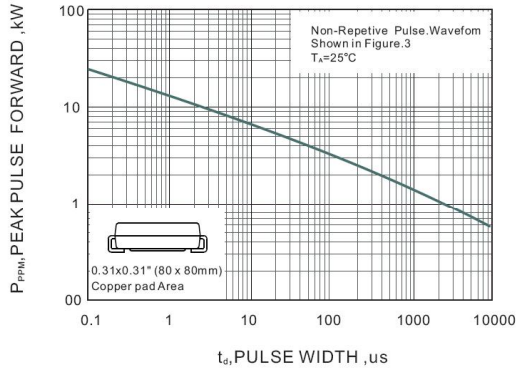


Fig.2 Pulse Waveform

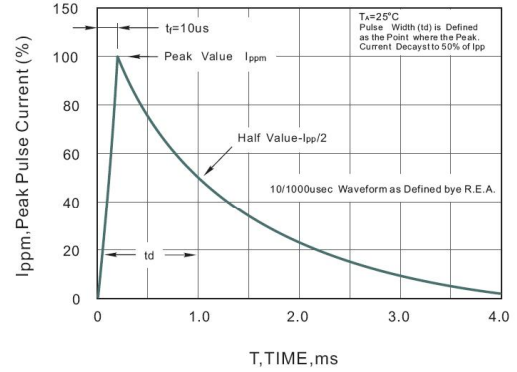


Fig.3 Forward Current Derating Curve

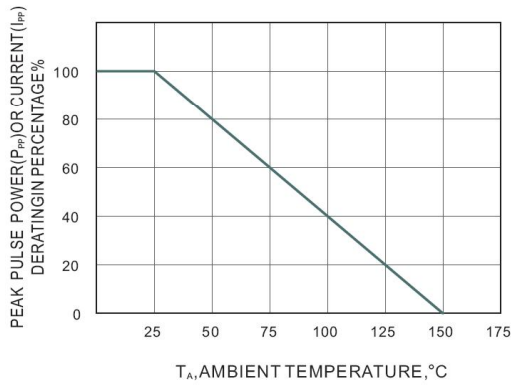


Fig.4 Typical Junction Capacitance

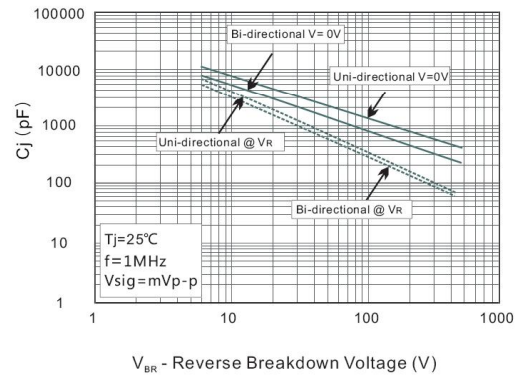
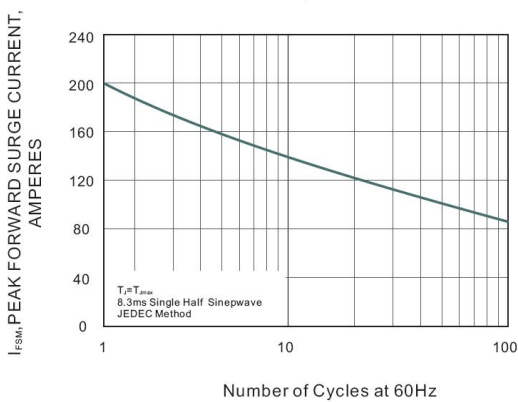
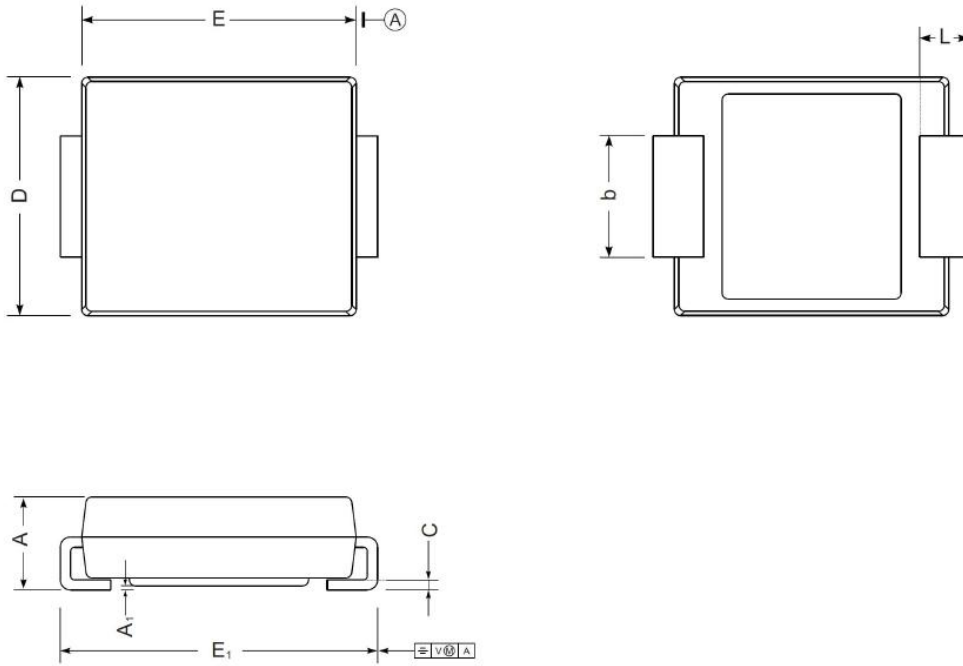


Fig.5 Maximum Non-Repetitive Peak Forward Surge Current



外形尺寸图 / Package Dimensions

SMC



SMC mechanical data

UNIT		A	E	D	E <sub>1</sub>	A <sub>1</sub>	C	L	b
mm	max	2.62	7.0	6.2	8.0	0.21	0.31	1.6	3.25
	min	2.00	6.5	5.6	7.6	0.05	0.15	0.9	2.75
mil	max	103	276	244	315	8.3	12	63	128
	min	79	256	220	299	2.0	5.9	35	108

印章说明 / Marking Instructions



说明：

GDE : 为型号代码

\*\*\*\* : 为生产批号追溯码，第1个\*为年月代码，后面3个\*为当月小批号代码

Note:

GDE : Product Type Code

\*\*\*\* : Lot No. Code , The 1st \* means:YM Code , The last 3 \* means:little Lot No Code

印章说明 / Marking Instructions



说明：

BDE : 为型号代码

\*\*\*\* : 为生产批号追溯码，第1个\*为年月代码，后面3个\*为当月小批号代码

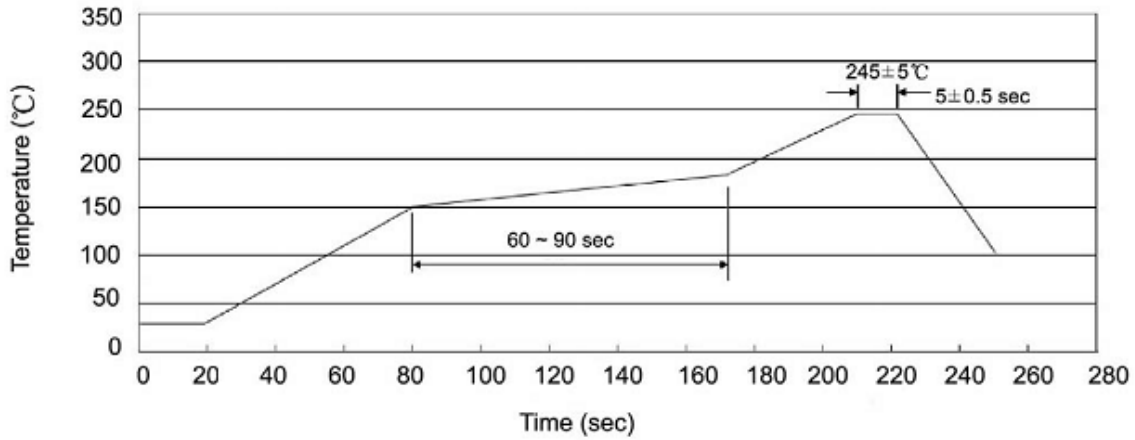
Note:

BDE : Product Type Code

\*\*\*\* : Lot No. Code ,The 1st \* means:YM Code ,The last 3 \* means:little Lot No Code



回流焊温度曲线图(无铅) / Temperature Profile for IR Reflow Soldering(Pb-Free)



说明：

- 1、预热温度 150~180°C，时间 60~90sec;
- 2、峰值温度 245±5°C，时间持续为 5±0.5sec;
- 3、焊接制程冷却速度为 2~10°C/sec.

Note:

- 1.Preheating:150~180°C, Time:60~90sec.
- 2.Peak Temp.:245±5°C, Duration:5±0.5sec.
3. Cooling Speed: 2~10°C/sec.

耐焊接热试验条件 / Resistance to Soldering Heat Test Conditions

温度：260±5°C

时间：10±1 sec.

Temp.:260±5°C

Time:10±1 sec

包装规格 / Packaging SPEC.

卷盘包装 / REEL

Package Type 封装形式	Units 包装数量					Dimension 包装尺寸 (unit: mm <sup>3</sup> )		
	Units/Reel 只/卷盘	Reels/Inner Box 卷盘/盒	Units/Inner Box 只/盒	Inner Boxes/Outer Box 盒/箱	Units/Outer Box 只/箱	Reel	Inner Box 盒	Outer Box 箱
SMC	3000	2	6000	6	36000	13" ×16	337X337X49	380X335X366

使用说明 / Notices