



High Frequency Chip Attenuator

■ATS series

Features

- Attenuation range up to 30GHz
- Internal circuit specially designed for 0-10dB attenuation.
- Miniature surface mount chip attenuator (2012 size)
- Signal line sandwiched by ground – excellent heat dissipation and low noise.

Applications

- Wireless communication devices and base stations
- Wireless communication modules



◆Part numbering system

ATS 2012 - 10dB - T1

Series code

Packing quantity :
T1 (1,000pcs) , T05 (500pcs)

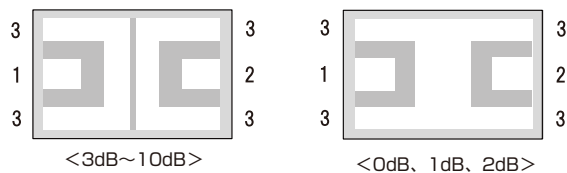
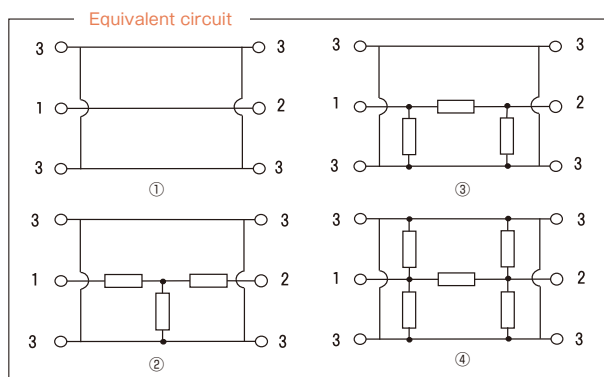
Size : ATS2012

Attenuation

◆Electrical Specification

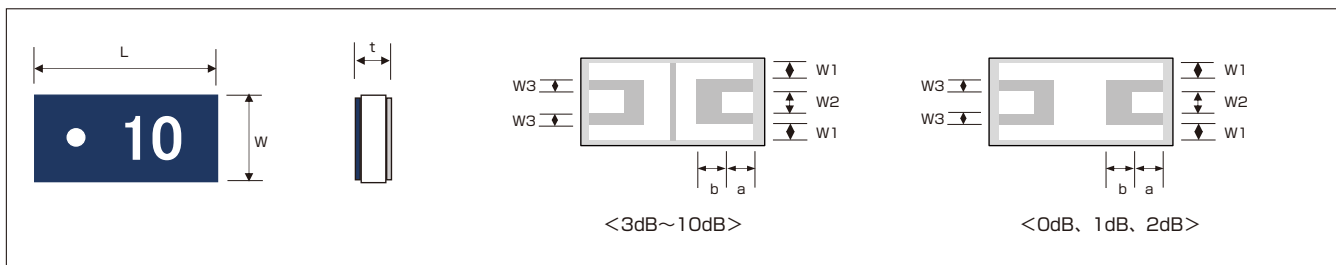
Type	ATS2012			
Attenuation	0dB	1~2dB(1dB step)	3~7dB(1dB step)	8~10dB(1dB step)
Circuit Type	Thru	Tee	Pi (π)	Dual pi (Dual π)
Equivalent circuits	①	②	③	④
Attenuation tolerance	$\pm 0.5\text{dB}$ (0 ~ 20GHz) , $\pm 0.75\text{dB}$ (20 ~ 30GHz)			
V S W R	≤ 1.5 (0 ~ 20GHz) , ≤ 1.7 (20GHz ~ 30GHz)			
Impedance	50 Ω			
Operating frequency	DC~30GHz			
Rated power	100mW			
Rated operating temperature	70 $^{\circ}\text{C}$			
Operating temperature	-55 $^{\circ}\text{C}$ ~+125 $^{\circ}\text{C}$			
Packaging quantity	500pcs/reel(T05) 1,000pcs/reel(T1)			

◆Equivalent Circuit and pin arrangement



1 : Input pin
2 : Output pin
3 : GND

◆ Dimensions



Type	L	W	t	L1	a	b	W1	W2	W3
ATS2012 ^{*1}	2.00±0.20	1.22±0.20	max 0.40	1.80±0.10	0.36±0.10	0.33±0.10	0.25±0.10	0.25±0.10	0.15±0.10

(unit : mm)

◆ Derating Curve

